

Human Rights in the Heartland

an assessment of social, economic, civil, and political rights in the Midwest



December 2005

About the Publisher

Founded in 1888, Heartland Alliance for Human Needs & Human Rights is a service-based human rights organization protecting the human rights of the most poor and vulnerable in society. Through affordable housing, quality health care, and a continuum of human services that moves people from crisis to stability and success, Heartland Alliance strives to help the Midwest realize human rights for all.

About the Funder

The Libra Foundation recognizes the power of human rights to transform societies and is committed to enhancing the human rights movement and broadening it to include U.S. social justice work. The Foundation supports innovative and effective work that emphasizes strategies that incorporate the interconnections between issues and lead to real social change.

A Special Thank You

To Mark Wojcik, Director of Global Legal Studies at the John Marshall Law School and David Austin of Jenner & Block for their *pro bono* legal review of the data within the Freedom to Realize Human Rights index.

Research

Mid-America Institute on Poverty of Heartland Alliance — Amy Rynell, Curtis Jones

Editorial Team

Bonnifer Ballard, Curtis Jones, Mary Meg McCarthy, Sid Mohn, Amy Rynell, Sarah Rose Weinman, Paulette Yousefzadeh

Design

Graphix Products, Inc.

Table of Contents

Introduction	2
Summary	3
Freedom Index Explained	4
Human Rights Overview of the Midwest	
Freedom from Extreme Poverty	6
Freedom from Discrimination	7
Freedom from Cruel, Inhuman, or Degrading Treatment	8
Freedom to Realize Human Rights	9
Human Rights State by State	
Illinois	10
Indiana	11
Iowa	12
Michigan	13
Minnesota	14
Missouri	15
Ohio	16
Wisconsin	17
Note on Civil Detention	18
Data Tables	19

Introduction

Human rights — there is no more universal cord that binds our globe together. Since its adoption on December 10, 1948, the Universal Declaration of Human Rights (UDHR) has served as a cornerstone of global commitments to the well-being and liberty of individuals, families, communities, and nations. Human rights is the infrastructure essential for a world of freedom and justice.

The human rights outlined in the 30 articles of the UDHR are typically categorized as civil, political, social, economic, and cultural. Significant commitments have been made — and are being made — to realize civil and political rights, but the U.S., along with many other nations, is behind in terms of achieving social, economic, and cultural rights.

This report, *Human Rights in the Heartland*, measures human rights progress in the heart of the United States. In this compilation, eight Midwestern states are evaluated on a freedom index, providing a comparative snapshot of local commitments to civil, political, social, and economic rights.

The analysis is titled a freedom index because human rights is the bedrock of freedom. The opening lines of the UDHR state that “*recognition of...the rights of all members of the human family is the foundation of freedom, justice and peace in the world.*”

Four human rights standards comprise the freedom index.

- Freedom from Extreme Poverty is an expression of the right to adequate living standards;
- Freedom from Discrimination is an expression of the right to be free from discrimination;
- Freedom from Cruel, Inhuman, or Degrading Treatment is an expression of the right to be free from cruel, inhuman, and degrading treatment; and
- Freedom to Realize Human Rights is an expression of the right to human rights protections.

As a leader in the free world, the U.S. must consider how well it meets its human rights obligations. This report on human rights is an endeavor to ground our country in the bedrock of human rights and to assess our progress as truly being a land of the free. ●

Summary

Historically, the U.S. has been a beacon of hope for those seeking safety and opportunity, but our nation falls short of its potential in assuring a full complement of human rights — civil, political, social, economic, and cultural.



Freedom from Extreme Poverty

In the Midwest, states continue to struggle with poverty and hunger. Millions are living on less than \$25 per day, many going to bed hungry. States should develop comprehensive anti-poverty policies initially targeted to those living in extreme poverty. Such efforts would ensure that state residents have the opportunity to realize an adequate standard of living.



Freedom from Discrimination

While improvements have been made over the past several decades, gender and racial disparities continue. Women and blacks must work more hours each week to achieve the same standard of living as their white, male counterparts. State entities designed to prevent discrimination should propose new strategies that more effectively help all workers realize wage equality.



Freedom from Cruel, Inhuman, or Degrading Treatment

The use of Supermax prisons and the death penalty are cruel, inhuman, and sometimes torturous. Each state's legislative body should identify more humane and effective incarceration and rehabilitation models.



Freedom to Realize Human Rights

Each of the eight Midwestern states included in this report has some type of human rights monitoring body. All eight have laws that address the right to non-discrimination. But expanded laws are needed to ensure a broader base of human rights compliance. There are promising new initiatives. For example, a Wisconsin legislator has introduced right-to-housing legislation. And Illinois now has a law that promises each child access to health insurance, a further step toward ensuring a child's right to health care.

Human rights are inalienable from the freedoms upon which the U.S. was founded. The U.S. cannot realize its true potential as a human rights leader while violations are happening within our borders. Change can start now. The Midwest has the opportunity to use this report as a starting point to ensure human rights for all Midwesterners. ●

Freedom Index Explained

The Freedom Index provides a way to measure how well different states in the Midwest are protecting human rights. Each state was assigned a letter grade for each freedom based on the degree to which each human right is being realized.



Freedom from Extreme Poverty

was measured by averaging grades on rates of deep poverty (percent of households living at or below 50% of the federal poverty line) as well as rates of food insecurity (individuals lacking adequate food). Although any number of people living in deep poverty or going hungry is unacceptable, states were graded based on what may be considered a currently achievable rate of reducing people in deep poverty or experiencing hunger.

Grades were given as follows:

A = less than 2%

B = 2.0% to 2.9%

C = 3.0% to 3.9%

D = 4.0% to 4.9%

F = 5% or more



Freedom from Discrimination

was measured by averaging grades on income inequality between genders and racial groups, specifically the differences between wage and salary earnings of male and female full-time, year-round workers as well as white and black* workers.

The average number of cents per dollar earned served as the score from which grades were derived. Grades were based on a 5-point grading scale.

A = \$0.90 to \$1

B = \$0.80 to \$0.89

C = \$0.70 to \$0.79

D = \$0.60 to \$0.69

F = less than \$0.60



Freedom from Cruel, Inhuman, or Degrading Treatment

was measured by averaging grades on the existence of Supermax prisons and the death penalty.

In Supermax prisons, inmates are kept in their cells for 22 to 23 hours a day. They are provided one hour of “recreation” five days per week, which entails being allowed to stand outside alone in an enclosed yard. They are also given a shower a few times per week, while locked in a steel cage. In the rare circumstance where inmates are permitted out of their cells, they are shackled and escorted by two security guards.

While in their rooms, which are the size of a walk-in closet, inmates sleep on a cement bed and cannot turn off their light at night. Typically, inmates spend several years in total isolation in these facilities.

People detained in these facilities are negatively affected by the prolonged isolation and often develop psychiatric disorders. There is no

* The term black is used throughout this report to accurately reflect the relevant data as reported.

opportunity for any programming to prepare inmates for release, leaving many unable to readjust to normal life once their sentences are served.

Although long-term segregation may be necessary for a small number of inmates, the use of the Supermax prison model is neither necessary nor acceptable.

States were graded based on the existence of a Supermax Prison or Control Unit (a unit within an existing prison that is run like a Supermax) and the number of inmates in these environments.

A = no Supermax or Control Unit

B = less than 25 inmates

C = 25 to 50 inmates

D = 51 to 100 inmates

F = more than 100 inmates

States that have abolished the death penalty received an A. States with a moratorium on the death penalty received a C. States that have not abolished the death penalty received an F.



Freedom to Realize Human Rights

was measured by state-level human rights protections, averaging grades on formal mechanisms and the

depth of protection those mechanisms offer.

States were given an A if they have formal protection mechanisms, as measured by the existence of state Human or Civil Rights acts and the existence of a formal entity to monitor

compliance with these laws, such as human or civil rights commissions, departments or bureaus. States were given a C if they only had one or the other, and an F if they do not have either. It is important to note that many local jurisdictions within these states have adopted local enforcement mechanisms. However, these were not included in this analysis.

The depth of formal protections was measured by the number of groups covered by the state laws. Protections for 14 groups were considered for this analysis: race, color, religion or creed, national origin or ancestry, sex, age, disability, citizenship status, sexual orientation, marital status, familial status, military status, criminal justice experience, and source of income. Grades were based on a 5-point grading scale, derived from the number of groups covered in each state divided by the total number of possible groups.

A = 90 to 100

B = 80 to 89

C = 70 to 79

D = 60 to 69

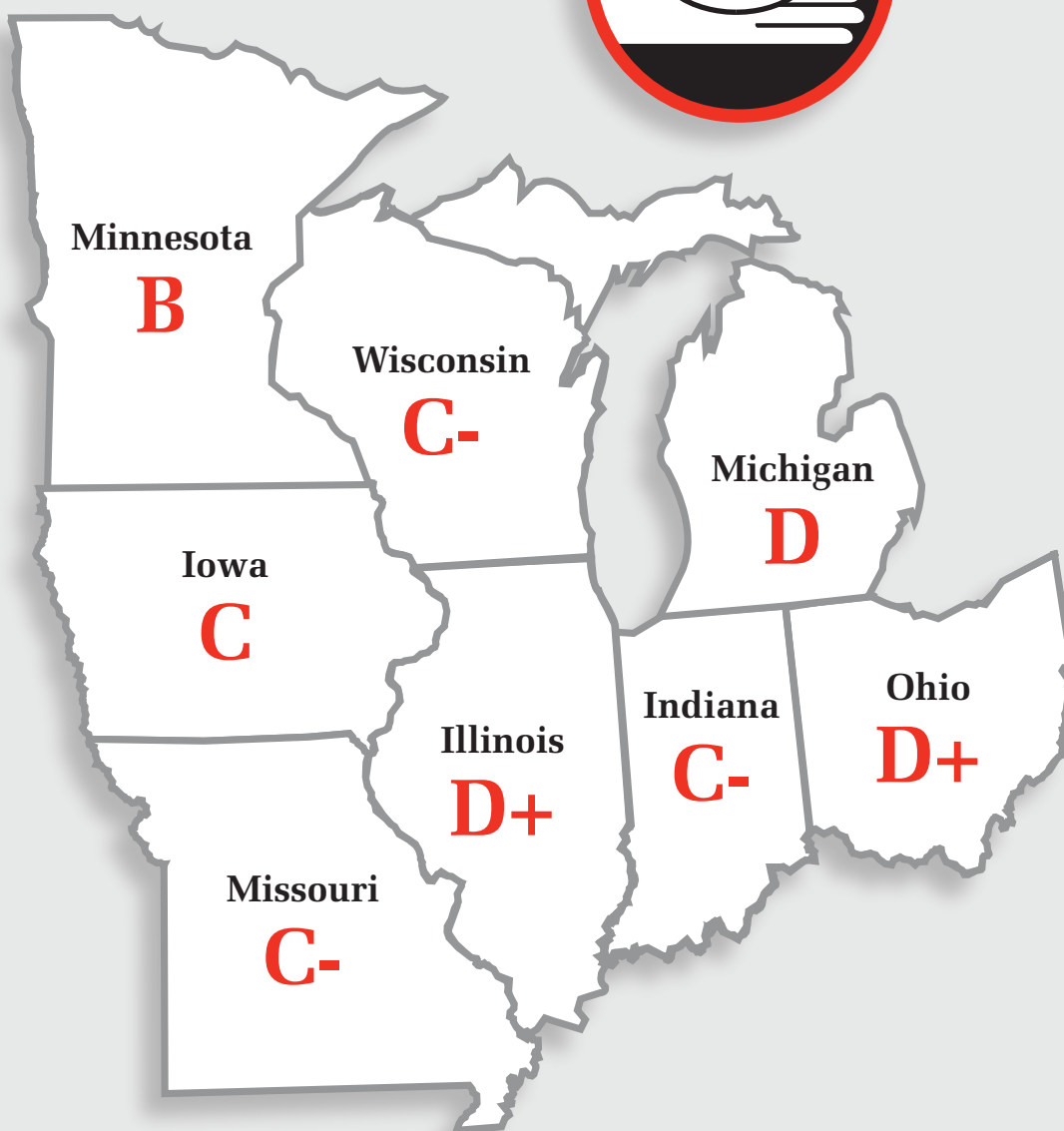
F = less than 60 ●

Note: Rankings throughout this report are based on the number scores not letter grades. See Data Tables beginning on page 19 for details.

Freedom from Extreme Poverty

Adequate Living — UDHR Article 25

Everyone has the right to a standard of living adequate for the health and well-being of [themselves] and [their] family, including food, clothing, housing, and medical care and necessary social services, and the right to security in the event of unemployment, sickness, disability, widowhood, old age, or other lack of livelihood in circumstances beyond [their] control...



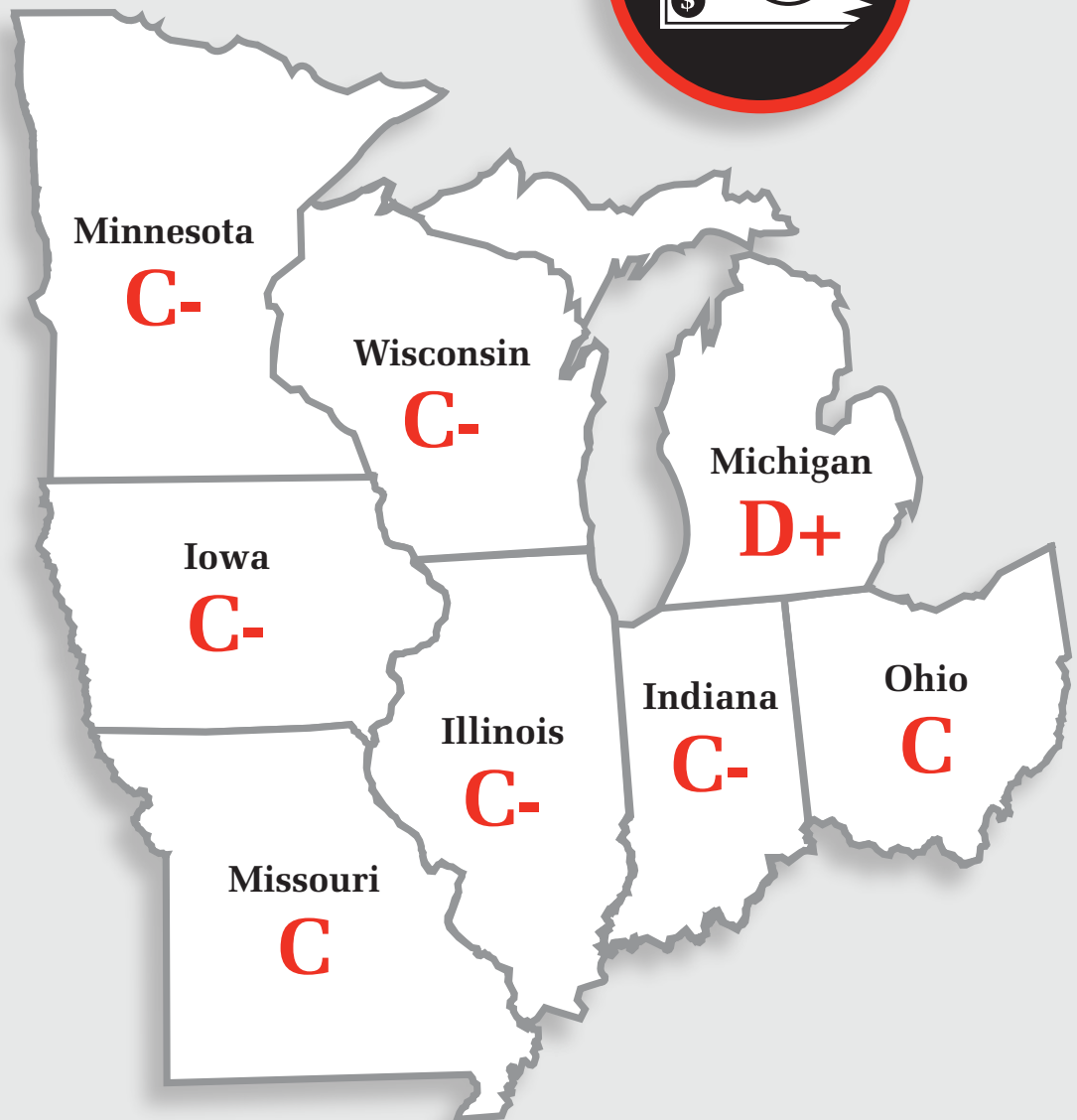
Highest: Minnesota

Lowest: Michigan

Freedom from Discrimination

Equal Opportunity — UDHR Article 23

Everyone, without any discrimination, has the right to equal pay for equal work...



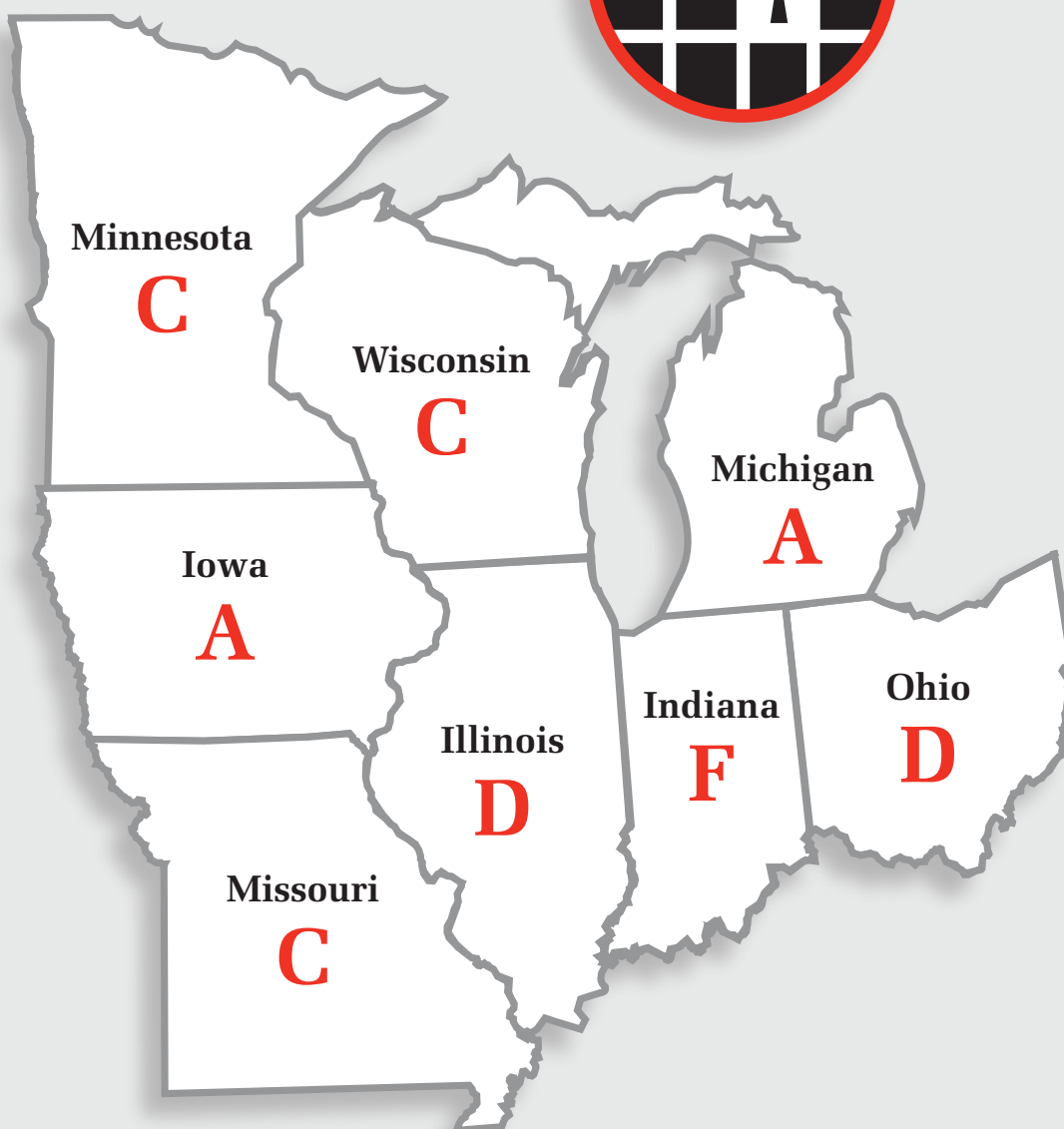
Highest: Missouri and Ohio

Lowest: Michigan

Freedom from Cruel, Inhuman, or Degrading Treatment

Proper Treatment — UDHR Article 5

No one shall be subjected to torture or to cruel, inhuman or degrading treatment or punishment.



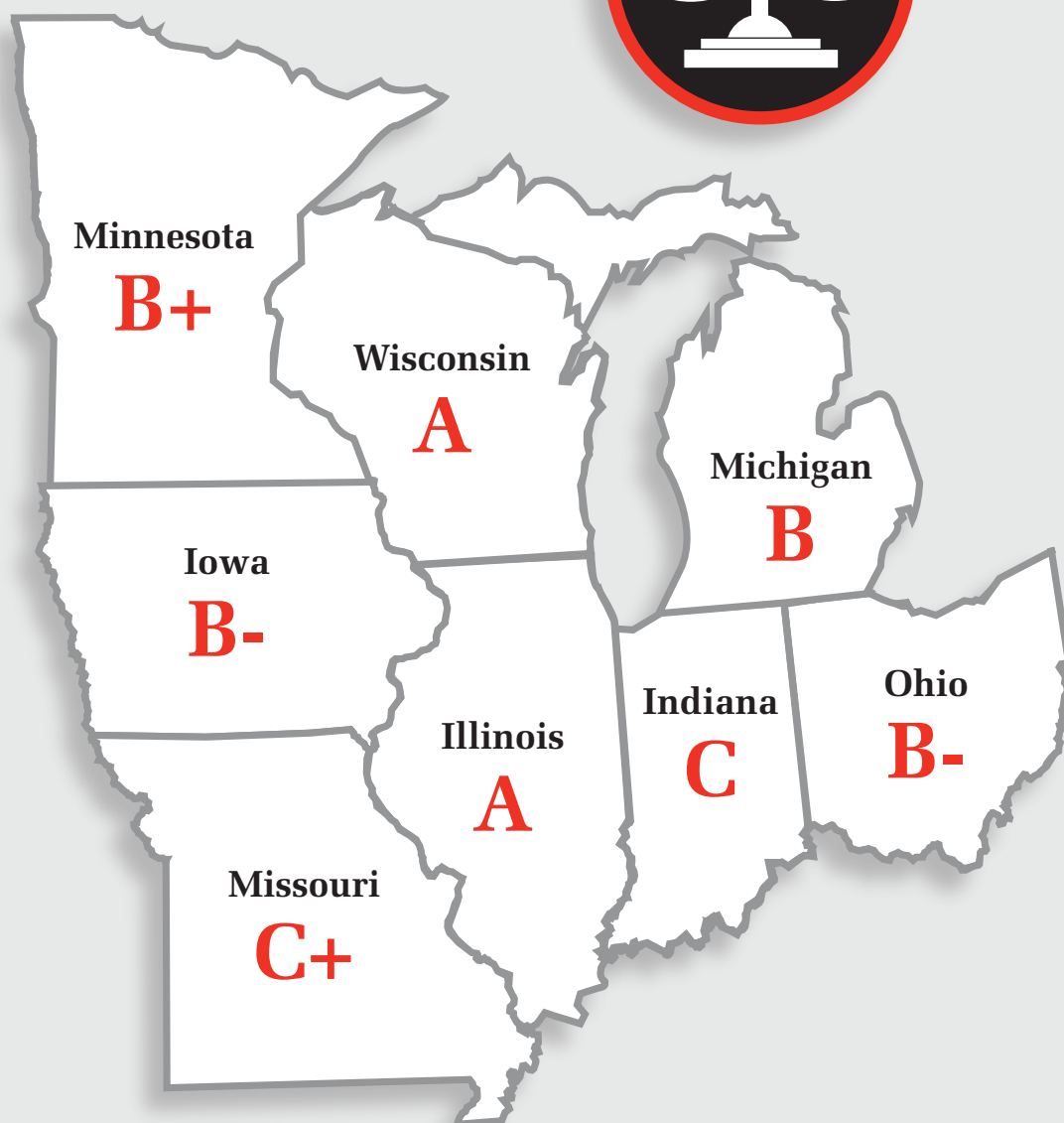
Highest: Iowa and Michigan

Lowest: Indiana

Freedom to Realize Human Rights

Human Rights Assured — UDHR Article 28

Everyone is entitled to a social and international order in which the rights and freedoms set forth in this Declaration can be fully realized.



Highest: Illinois and Wisconsin

Lowest: Indiana

Illinois



Overall Grade: **C**
 Rank in the Midwest*:
tied for 5th

* See note on page 5.

Freedom from Extreme Poverty

Grade: **D+** Rank: **7th** out of 8



5.8% of people in Illinois are living in deep poverty.

2.5% of Illinois households experience hunger.

Freedom from Discrimination

Grade: **C-** Rank: **6th** out of 8



A woman in Illinois earns **\$0.69** for every \$1 a man earns.

A black worker in Illinois earns **\$0.70** for every \$1 a white worker earns.

Freedom from Cruel, Inhuman, or Degrading Treatment

Grade: **D** Rank: **tied for 6th**



Have a Supermax Prison?
Yes

in Supermax Prison:
271

Use the Death Penalty?
Yes *though a moratorium was issued by former Governor Ryan in 2000*

on death row:
10

Freedom to Realize Human Rights

Grade: **A** Rank: **tied for 1st**



Acts protecting rights

Illinois Human Rights Act (775 ILCS 5/)
 Illinois Civil Rights Act (730 ILCS 23/)

Entity to monitor compliance

State Department of Human Rights
 Illinois Human Rights Commission
 Illinois Civil Rights Bureau

of groups covered: 13 out of 14
 Not covered: source of income

Indiana



Overall Grade: **D+**
 Rank in the Midwest*:
8th out of 8

* See note on page 5.

Freedom from Extreme Poverty

Grade: **C-** Rank: **4th** out of 8



4.3% of people in Indiana are living in deep poverty.

4.4% of Indiana households experience hunger.

Freedom from Discrimination

Grade: **C-** Rank: **5th** out of 8



A woman in Indiana earns **\$0.67** for every \$1 a man earns.



A black worker in Indiana earns **\$0.75** for every \$1 a white worker earns.



Freedom from Cruel, Inhuman, or Degrading Treatment

Grade: **F** Rank: **8th** out of 8



Have a Supermax Prison?
Yes

in Supermax Prison:
327

Use the Death Penalty?
Yes

on death row:
30

Freedom to Realize Human Rights

Grade: **C** Rank: **8th** out of 8



Acts protecting rights

Indiana Civil Rights Code (IC 22-9)

Entity to monitor compliance

Indiana Civil Rights Commission

of groups covered: 7 out of 14

Not covered: citizenship status, sexual orientation, marital status, familial status, military status, criminal justice experiences, and source of income

Iowa



Overall Grade: **B-**
Rank in the Midwest*:
1st out of 8

* See note on page 5.

Freedom from Extreme Poverty

Grade: **C** Rank: **2nd** out of 8



3.7% of people in Iowa are living in deep poverty.

3.0% of Iowa households experience hunger.

Freedom from Discrimination

Grade: **C-** Rank: **4th** out of 8



A woman in Iowa earns **\$0.72** for every \$1 a man earns.



A black worker in Iowa earns **\$0.71** for every \$1 a white worker earns.

Freedom from Cruel, Inhuman, or Degrading Treatment

Grade: **A** Rank: **tied for 1st**



Have a Supermax Prison?
No

in Supermax Prison:
n/a

Use the Death Penalty?
No

on death row:
n/a

Freedom to Realize Human Rights

Grade: **B-** Rank: **tied for 5th**



Acts protecting rights

Iowa Civil Rights Act
(Iowa Code Chapter 216)

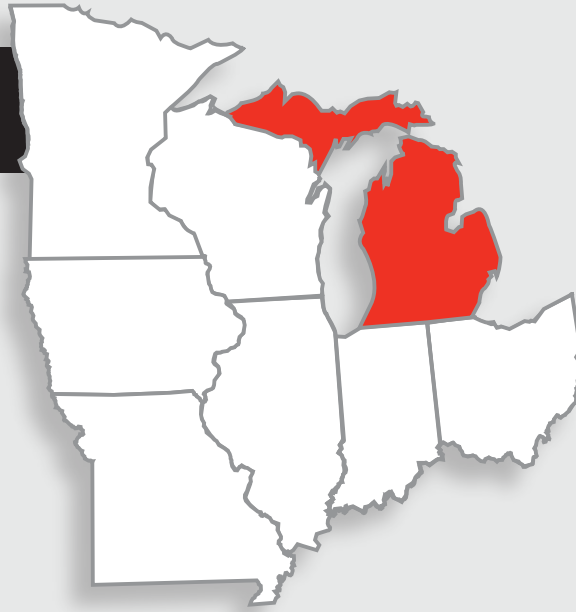
Entity to monitor compliance

Iowa Department of Human Rights
Iowa Civil Rights Commission

of groups covered: 9 out of 14

Not covered: citizenship status, sexual orientation, military status, criminal justice experience, and source of income

Michigan



Overall Grade: **B-**
Rank in the Midwest*:
2nd out of 8

* See note on page 5.

Freedom from Extreme Poverty

Grade: **D** Rank: **8th** out of 8



5.5% of people in Michigan are living in deep poverty.

3.4% of Michigan households experience hunger.

Freedom from Discrimination

Grade: **D+** Rank: **8th** out of 8



A woman in Michigan earns **\$0.64** for every \$1 a man earns.



A black worker in Michigan earns **\$0.74** for every \$1 a white worker earns.



Freedom from Cruel, Inhuman, or Degrading Treatment

Grade: **A** Rank: **tied for 1st**



Have a Supermax Prison?
No

in Supermax Prison:
n/a

Use the Death Penalty?
No

on death row:
n/a

Freedom to Realize Human Rights

Grade: **B** Rank: **4th** out of 8



Acts protecting rights

Civil Rights Act (Chapter 37)

Entity to monitor compliance

Michigan Department of Civil Rights
Michigan Civil Rights Commission

of groups covered: 10 out of 14

Not covered: citizenship status, sexual orientation, military status, and source of income

Minnesota



Overall Grade: **B-**
 Rank in the Midwest*:
 tied for 3rd

* See note on page 5.

Freedom from Extreme Poverty

Grade: **B** Rank: **1st** out of 8



3.2% of people in Minnesota are living in deep poverty.

2.2% of Minnesota households experience hunger.

Freedom from Discrimination

Grade: **C-** Rank: **6th** out of 8



A woman in Minnesota earns **\$0.66** for every \$1 a man earns.



A black worker in Minnesota earns **\$0.74** for every \$1 a white worker earns.



Freedom from Cruel, Inhuman, or Degrading Treatment

Grade: **C** Rank: **tied for 3rd**



Have a Supermax Prison?
Yes

in Supermax Prison:
415

Use the Death Penalty?
No

on death row:
n/a

Freedom to Realize Human Rights

Grade: **B+** Rank: **3rd** out of 8



Acts protecting rights

Minnesota Human Rights Act
 (Minnesota Statute Chapter 36)

Entity to monitor compliance

Minnesota Department of Human Rights

of groups covered: 11 out of 14

Not covered: citizenship status, military status, and criminal justice experience

Missouri



Overall Grade: **C**
Rank in the Midwest*:
tied for 5th

* See note on page 5.

Freedom from Extreme Poverty

Grade: **C-** Rank: **5th** out of 8



4.3% of people in Missouri are living in deep poverty.

3.6% of Missouri households experience hunger.

Freedom from Discrimination

Grade: **C** Rank: **tied for 1st**



A woman in Missouri earns **\$0.70** for every \$1 a man earns.

A black worker in Missouri earns **\$0.77** for every \$1 a white worker earns.

Freedom from Cruel, Inhuman, or Degrading Treatment

Grade: **C** Rank: **tied for 3rd**



Have a Supermax Prison?
No

in Supermax Prison:
n/a

Use the Death Penalty?
Yes

on death row:
55

Freedom to Realize Human Rights

Grade: **C+** Rank: **7th** out of 8



Acts protecting rights

Missouri Human Rights Act (Missouri Revised Statutes Chapter 213)

Entity to monitor compliance

Missouri Commission on Human Rights

of groups covered: 8 out of 14

Not covered: citizenship status, sexual orientation, marital status, military status, criminal justice experience, and source of income

Ohio



Overall Grade: **C-**
Rank in the Midwest*:
7th out of 8

* See note on page 5.

Freedom from Extreme Poverty

Grade: **D+** Rank: **6th** out of 8



4.6% of people in Ohio are living in deep poverty.

3.6% of Ohio households experience hunger.

Freedom from Discrimination

Grade: **C** Rank: **tied for 1st**



A woman in Ohio earns **\$0.69** for every \$1 a man earns.



A black worker in Ohio earns **\$0.78** for every \$1 a white worker earns.



Freedom from Cruel, Inhuman, or Degrading Treatment

Grade: **D** Rank: **tied for 6th**



Have a Supermax Prison?
Yes

in Supermax Prison:
47

Use the Death Penalty?
Yes

on death row:
196

Freedom to Realize Human Rights

Grade: **B-** Rank: **tied for 5th**



Acts protecting rights

Ohio Civil Rights Laws (Chapter 4112)

Entity to monitor compliance

Ohio Civil Rights Commission

of groups covered: 9 out of 14

Not covered: citizenship status, sexual orientation, military status, criminal justice experience, and source of income

Wisconsin



Overall Grade: **C+**
 Rank in the Midwest*:
tied for 3rd

* See note on page 5.

Freedom from Extreme Poverty

Grade: **C-** Rank: **3rd** out of 8



4.3% of people in Wisconsin are living in deep poverty.

3.2% of Wisconsin households experience hunger.

Freedom from Discrimination

Grade: **C-** Rank: **3rd** out of 8



A woman in Wisconsin earns **\$0.67** for every \$1 a man earns.

A black worker in Wisconsin earns **\$0.79** for every \$1 a white worker earns.

Freedom from Cruel, Inhuman, or Degrading Treatment

Grade: **C** Rank: **tied for 3rd**



Have a Supermax Prison?
Yes

in Supermax Prison:
377

Use the Death Penalty?
No

on death row:
n/a

Freedom to Realize Human Rights

Grade: **A** Rank: **tied for 1st**



Acts protecting rights

Wisconsin Civil Rights Laws (Wisconsin Statutes Sections 111.31-111.395; 106.5; 106.52; 106.56)

Entity to monitor compliance

Wisconsin Equal Rights Division, Civil Rights Bureau

of groups covered: 13 out of 14
 Not covered: citizenship status

Note on Civil Detention

In addition to the analysis reported here, this report also sought to examine the conditions of immigrants and asylum seekers detained by the Department of Homeland Security (DHS) on immigration charges. Each year, DHS holds more than 230,000 immigrants across the country in civil detention. In the Midwest, DHS contracts with local county jails to hold immigrants. In Illinois and Wisconsin alone, DHS holds more than 500 detainees on any given day in contracted county jails.

Because they are in civil custody, immigrant detainees face a different reality than most inmates in criminal custody. Unlike criminal detainees, civil detainees lack a guaranteed right to counsel and have far fewer protections. Although the Immigration and Customs Enforcement (ICE), a branch of DHS, has issued a set of standards governing the treatment of civil detainees, these standards are not legally binding.

As part of assessing human rights in the Midwest, an attempt was made to examine compliance with ICE Detention Standards in county jails throughout the greater Midwest region via surveys of the facility administrators. The survey sought to ascertain compliance with four ICE Standards:

- Access to a telephone;
- Access to a law library;

- Access to physical exercise; and
- Transfer of detainee's medical records when detainee is moved from facility to facility.

These ICE-prescribed Standards are critical to ensuring detainees' access to counsel, access to legal information, and physical and mental health during their time in custody.

Only seven of the 23 jails responded to the detention conditions survey. Therefore, insufficient information is available to report on compliance to the Standards.

This lack of information raises serious concerns. It points to inadequate transparency in the county jails regarding the conditions under which immigrants are detained. Without this information, it is not possible to evaluate compliance with the basic safety and due process rights of vulnerable immigrants and asylum seekers.

Heartland Alliance urges transparency and accountability in protecting the rights of individuals in ICE contracted detention facilities. ●

Data Tables



Table 1:
Midwest State Scores on Each Freedom

State	Freedom from Extreme Poverty	Freedom from Discrimination	Freedom from Cruel, Inhuman, or Degrading Treatment	Freedom to Realize Human Rights	Overall Grade
Illinois	D+	C-	D	A	C
Indiana	C-	C-	F	C	D+
Iowa	C	C-	A	B-	B-
Michigan	D	D+	A	B	B-
Minnesota	B	C-	C	B+	B-
Missouri	C-	C	C	C+	C
Ohio	D+	C	D	B-	C-
Wisconsin	C-	C-	C	A	C+



Freedom from Extreme Poverty Tables

Table 2: Deep Poverty in the Midwest¹

State	Deep Poverty Rate 2001-2003	Persons in Deep Poverty 2001-2003	Deep Poverty Rate 2002-2004	Persons in Deep Poverty 2002-2004	Change	2004 Grade
Illinois	5.3%	663,593	5.8%	722,123	+8.1%	F
Indiana	3.8%	228,625	4.3%	262,787	+14.4%	D+
Iowa	3.0%	87,621	3.7%	107,917	+22.4%	C-
Michigan	4.8%	478,635	5.5%	548,925	+14.5%	F
Minnesota	3.1%	152,581	3.2%	160,575	+3.6%	C+
Missouri	4.5%	252,026	4.3%	239,275	-5.7%	D+
Ohio	4.5%	505,565	4.6%	512,283	+1.1%	D
Wisconsin	3.8%	207,136	4.3%	235,923	+12.8%	D+
US	5.3%	15,264,000	5.4%	15,637,000		

- In 2004, 15,637,000 people were living in deep poverty nationally. That is 5.4% of the total population.
- Illinois continues to have the most people living in deep poverty in the Midwest and the highest deep poverty rate.
- Iowa experienced the highest increase in deep poverty from 2003 to 2004, an increase of 22%.

Table 3: Food Insecure Households with Hunger²

State	2000-2002 Food Insecurity (with hunger)	2001-2003 Food Insecurity (with hunger)	Change	Grade
Illinois	2.7%	2.5%	-7.4%	B
Indiana	2.8%	3.4%	+21.4%	C
Iowa	2.8%	3.0%	+7.1%	C+
Michigan	3.0%	3.4%	+13.3%	C
Minnesota	2.2%	2.2%	no change	B+
Missouri	3.3%	3.6%	+9.1%	C
Ohio	3.3%	3.6%	+9.1%	C
Wisconsin	3.3%	3.2%	-3%	C+
US	3.3%	3.4%	+3%	C

- Nationally, 3.4% of all households went hungry in 2003 as a result of not having enough money to buy food.
- In the Midwest, Missouri and Ohio have the highest percentage (3.6%) of households that could not afford to buy food.
- Indiana experienced the largest increase in the number of households without enough food with an increase of 21% from 2002.
- Minnesota had the smallest percentage of households without enough food at 2.2%.
- All but two states saw an increase in the number of households without enough food.

Table 4: Overall Freedom from Extreme Poverty Grade

State	Combination of deep poverty and hunger	Overall Extreme Poverty Grade
Illinois	4.13	D+
Indiana	3.85	C-
Iowa	3.35	C
Michigan	4.47	D
Minnesota	2.68	B
Missouri	3.94	C-
Ohio	4.08	D+
Wisconsin	3.77	C-

¹ Deep poverty rates for states were calculated using data from the 2001-2004 U.S. Census Current Population Survey March Supplement public use files.

² Food insecurity data were obtained from the Household Food Security in the United States, 2003 and 2002 reports that used information from the U.S. Census Current Population Survey Food Supplement.



Freedom from Discrimination Tables

Table 5: Wage and Salary Earning³ Differences between Men and Women full-time, year-round workers in the Midwest

State	2001-2003				2002-2004				Change	2004 Grade
	Men	Women	Difference	Amount per dollar earned by women	Men	Women	Difference	Amount per dollar earned by women		
Illinois	\$53,085	\$36,703	\$16,382	0.69	\$54,288	\$37,294	\$17,245	0.69	none	D+
Indiana	\$50,250	\$34,420	\$15,830	0.68	\$50,452	\$33,909	\$16,376	0.67	-.01	D+
Iowa	\$44,303	\$31,983	\$12,321	0.72	\$45,601	\$32,683	\$13,128	0.72	none	C-
Michigan	\$57,242	\$36,145	\$21,097	0.63	\$56,398	\$36,288	\$20,483	0.64	+.01	D
Minnesota	\$56,404	\$37,041	\$19,364	0.66	\$59,004	\$38,745	\$20,713	0.66	none	D
Missouri	\$48,302	\$34,217	\$14,085	0.71	\$51,376	\$35,896	\$15,871	0.70	-.01	C-
Ohio	\$51,991	\$34,908	\$17,083	0.67	\$51,614	\$35,508	\$16,601	0.69	+.02	D+
Wisconsin	\$49,860	\$33,073	\$16,787	0.66	\$50,276	\$33,735	\$16,091	0.67	+.01	D+
US ⁴	\$53,085	\$36,703	\$16,382	0.69	\$54,020	\$37,825	\$16,195	0.70	+.01	C-

- Nationally, in 2004 men earned an average of \$54,020 and women earned an average of \$37,825.
- Nationally, in 2004 women earned an average of \$0.70 for every \$1 men earned.
- In the Midwest, Michigan had the worst ratio of money paid to full-time working women compared to men. Women made only \$0.64 to every \$1 men made. Iowa had the best ratio at \$0.72.
- Ohio showed the largest decrease in disparity from 2003 to 2004, going from \$0.67 to \$0.69 earned by women for every \$1 earned by men.

Table 6: Wage and Salary Earning⁵ Differences between White and Black full-time, year-round workers in the Midwest

State	2001-2003				2002-2004				Change	2004 Grade
	White	Black	Difference	Amount per dollar earned by Black	White	Black	Difference	Amount per dollar earned by Black		
Illinois	\$47,332	\$33,649	\$13,683	0.71	\$48,732	\$34,112	\$14,620	0.70	-.01	C-
Indiana	\$42,820	\$33,480	\$ 9,340	0.78	\$43,731	\$32,840	\$10,891	0.75	-.03	C
Iowa	\$38,512	\$28,220	\$10,292	0.73	\$40,108	\$28,327	\$11,781	0.71	-.02	C-
Michigan	\$49,016	\$35,616	\$13,399	0.73	\$49,204	\$36,417	\$12,787	0.74	+.01	C
Minnesota	\$48,660	\$32,384	\$16,276	0.67	\$51,613	\$38,260	\$13,353	0.74	+.07	C
Missouri	\$42,027	\$34,495	\$ 7,532	0.82	\$45,585	\$35,228	\$10,357	0.77	-.05	C+
Ohio	\$45,614	\$35,014	\$10,600	0.77	\$45,796	\$35,930	\$ 9,866	0.78	+.01	C+
Wisconsin	\$43,152	\$33,879	\$ 9,274	0.79	\$43,490	\$34,150	\$ 9,340	0.79	none	C+
US	\$46,184	\$34,582	\$11,602	0.75	\$48,784	\$35,560	\$13,224	0.73	-.02	C

- Nationally, in 2004 the average full-time, year-round white worker earned \$48,784, while the average black worker earned only \$35,560.
- Nationally, in 2004 black workers earned \$0.73 for every \$1 white workers earned.
- In the Midwest, Illinois had the most disparity for the amount of money black workers made compared to white workers. Black workers in Illinois made only \$0.70 to every \$1 white workers made.
- Minnesota saw the most improvement with a \$0.07 decrease in wage and salary disparity between white and black workers.

Table 7: Overall Freedom from Discrimination Grade

State	Average of Gender and Racial Discrimination	Overall Discrimination Grade
Illinois	0.70	C-
Indiana	0.71	C-
Iowa	0.72	C-
Michigan	0.69	D+
Minnesota	0.70	C-
Missouri	0.74	C
Ohio	0.74	C
Wisconsin	0.73	C-

³ Wage numbers for states were calculated from the 2001-2004 U.S. Census Current Population Survey March Supplement public use files.

⁴ Wage numbers for the United States are not 3-year averages. They are based on the 2003 and 2004 Current Population Survey March Supplements.

⁵ Wage numbers for states were calculated from the 2001-2004 U.S. Census Current Population Survey March Supplement public use files.



Freedom from Cruel, Inhuman, or Degrading Treatment

Table 8: Supermax Prisons in the Midwest⁶

State	Does State Have One or More Supermax Prisons?	Inmates Held in Supermax Prisons	Prison Names	% of Prison Population Housed in Maximum Control Units or Supermax Prisons	Grade
Illinois	yes	271	Tamms	0.6%	F
Indiana	yes	327	Maximum Control Facility Wabash Valley Correctional Facility	1.5%	F
Iowa	no	-	-	-	A
Michigan	no	-	-	-	A
Minnesota	yes	415	Oak Park Heights	4.8%	F
Missouri	no	-	-	-	A
Ohio	yes	47	Ohio State Penitentiary	0.1%	C
Wisconsin	yes	377	Wisconsin Secure Program Facility	1.7%	F

Table 9: State Death Penalty⁷

State	Does state have death penalty?	Number executed since 1976	Number on death row	Grade
Illinois	yes ⁸	12	10	C
Indiana	yes	16	30	F
Iowa	no	-	-	A
Michigan	no	-	-	A
Minnesota	no	-	-	A
Missouri	yes	65	55	F
Ohio	yes	17	196	F
Wisconsin	no	-	-	A

Table 10: Overall Freedom from Cruel, Inhuman, or Degrading Treatment

State	Overall Freedom from Cruel, Inhuman, or Degrading Treatment
Illinois	D
Indiana	F
Iowa	A
Michigan	A
Minnesota	C
Missouri	C
Ohio	D
Wisconsin	C

⁶ Supermax prison data obtained during 2005 from two sources: 1) each states' Department of Corrections website, and 2) telephone calls to supermax facilities. The data is all from 2005.

⁷ 2005 death penalty data obtained from the Death Penalty Information Center at <http://www.deathpenaltyinfo.org/state/>.

⁸ In January 2000, then Governor George Ryan imposed a moratorium on the state's death penalty.



Freedom to Realize Human Rights

Table 11: Formal Protections Mechanisms

State	Existence of an Act Protecting Rights (beyond the state constitution)			Existence of Formal Entity to Monitor Compliance with the laws			Overall Grade
	Does state have a Human Rights Act?	Does state have a Civil Rights Act?	Protection Grade	Does state have a Department of Human Rights?	Does the state have a Department/ Bureau/ Commission of Civil Rights?	Formal Entity Grade	
Illinois	yes	no	A	yes	yes	A	A
Indiana	no	yes	A	no	yes	A	A
Iowa	no	yes	A	yes	yes	A	A
Michigan	no	yes	A	no	yes	A	A
Minnesota	yes	no	A	yes	no	A	A
Missouri	yes	no	A	yes	no	A	A
Ohio	no	yes	A	no	yes	A	A
Wisconsin	no	yes	A	no	yes	A	A

Table 12: Depth of Formal Protections

State	Number of Groups covered by state Acts	Groups not covered (out of 14) ⁹	Groups Covered Grade
Illinois	13	Source of income	A-
Indiana	7	Citizenship status, sexual orientation, marital status, familial status, military status, criminal justice experience, and source of income	F
Iowa	9	Citizenship status, sexual orientation, military status, criminal justice experience, and source of income	D
Michigan ¹⁰	10	Citizenship status, sexual orientation, military status, and source of income	C-
Minnesota	11	Citizenship status, military status, and criminal justice experience	C+
Missouri	8	Citizenship status, sexual orientation, marital status, military status, criminal justice experience, and source of income	F
Ohio	9	Citizenship status, sexual orientation, military status, criminal justice experience, and source of income	D
Wisconsin	13	Citizenship status	A-

- Federal laws have set the precedent for a subset of the groups protected. Those laws include Title VII of the Civil Rights Act (race, color, religion, sex, and national origin), and the Americans with Disabilities Act.
- In addition to these groups protected in federal law, six states cover marital status; only three states cover sexual orientation and something related to criminal justice experiences; only two cover something related to military status or source of income; and only one covers citizenship status.

Table 13: Overall Freedom to Realize Human Rights Grade

State	Overall Freedom to Realize Human Rights
Illinois	A
Indiana	C
Iowa	B-
Michigan	B
Minnesota	B+
Missouri	C+
Ohio	B-
Wisconsin	A

⁹ Race, color, religion or creed, national origin or ancestry, sex, age, disability, citizenship status, sexual orientation, marital status, familial status, military (some include military status or unfavorable discharge), criminal justice experience (some include arrest record, or conviction record, or expunged/sealed/impounded arrest or criminal record, or misdemeanor arrest/ detention/ disposition with no resulting conviction), and source of income (some specify public assistance status).

¹⁰ Also covers height and weight.

Universal Declaration of Human Rights — quick reference*

- Article 1 Right to Equality
- Article 2 Freedom from Discrimination
- Article 3 Right to Life, Liberty, and Personal Security
- Article 4 Freedom from Slavery
- Article 5 Freedom From Torture and Degrading Treatment
- Article 6 Right to Recognition as a Person Before the Law
- Article 7 Right to Equality Before the Law
- Article 8 Right to Remedy by Competent Tribunal
- Article 9 Freedom From Arbitrary Arrest and Exile
- Article 10 Right to a Fair Public Hearing
- Article 11 Right to Be Considered Innocent Until Proven Guilty
- Article 12 Freedom From Interference in Family, Home, and Correspondence
- Article 13 Right to Free Movement In and Out of the Country
- Article 14 Right to Asylum in Other Countries From Persecution
- Article 15 Right to a Nationality and Freedom to Change It
- Article 16 Right to Marriage and Family
- Article 17 Right to Own Property
- Article 18 Freedom of Belief and Religion
- Article 19 Freedom of Opinion and Information
- Article 20 Right of Peaceful Assembly and Association
- Article 21 Right to Participate in Government and in Free Elections
- Article 22 Right to Social Security
- Article 23 Right to Desirable Work and to Join Trade Unions
- Article 24 Right to Rest and Leisure
- Article 25 Right to Adequate Living Standards
- Article 26 Right to Education
- Article 27 Right to Participate in the Cultural Life of a Community
- Article 28 Right to Social Order Assuring Human Rights
- Article 29 Right to Participate in Community Duties Essential to Free and Full Development
- Article 30 Freedom from State or Personal Interference in the Above Rights

* The full version of the Universal Declaration of Human Rights may be viewed online at www.un.org/overview/rights.html.



Providing paths from harm to hope since 1888

208 South LaSalle Street | Suite 1818 | Chicago, IL 60604

ph: 312.660.1300 | fax: 312.660.1500 | email: moreinfo@heartlandalliance.org | www.heartlandalliance.org