



FORUM

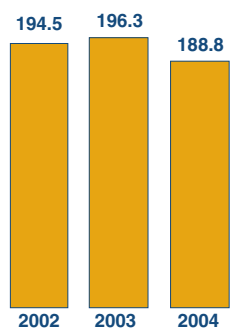
Facts, Outcomes, & Research... Useful for Managing

INMATE INCIDENTS FOR 2002, 2003, & 2004

BY CLINT CATRON

An incident, as defined by Department of Corrections (DOC), is an event, occurrence, episode, disturbance, or conflict and can include situations that threaten the orderly operations of a facility, field office, or other DOC location. Types of incidents can vary from a news media contact, to an inmate disturbance. Incidents are reported in the Offender Based Tracking System (OBTS) using the Tele-Incident Report (TIR). The following data shows inmate incidents reported in years 2002, 2003 and 2004 using tables and charts. All incidents are offender based, involving one or more inmates. Incidents were categorized into five different categories:

RATE OF INCIDENTS PER 1000 INMATES FOR CALENDAR YEARS 2002, 2003, AND 2004

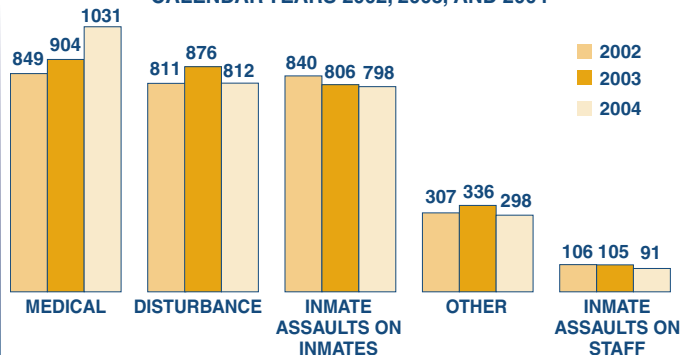


‘Inmate assault on inmates,’ ‘Medical,’ ‘Disturbances,’ ‘Inmate assaults on staff,’ and ‘Other.’

Years - 2004 had a lower rate than both 2003 and 2002; however, there is very little change from year to year.

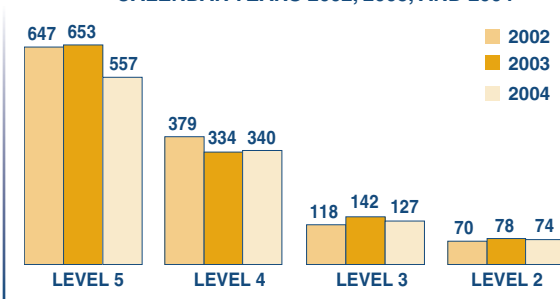
Categories - Each category is mutually exclusive, meaning an incident can fall into only one category. Medical, Disturbances, and Inmate assaults on Inmates are the most frequently reported incidents. Medical incidents have increased over the past three years. For the most part, all other categories are consistent and stable.

TYPE OF INCIDENT REPORTED FOR CALENDAR YEARS 2002, 2003, AND 2004



Security Levels - DOC institutions, compounds and units have their own security levels ranging from level-5, which includes Intensive Management Units (IMU) to level-2, which includes minimum camps. The distribution of reported incidents between security levels are consistent throughout all three years. The average numbers of incidents for each

RATE OF INCIDENTS BY SECURITY LEVEL FOR CALENDAR YEARS 2002, 2003, AND 2004



FOR YOUR INFORMATION..

PUBLICATION OF THE MONTH

Read about incidents in the community in an article titled Incident-Based Statistics, located at the Bureau of Justice Statistics at <http://www.ojp.usdoj.gov/bjs/ibrs.htm>.

WEB SITE OF THE MONTH

Bureau of Justice Statistics homepage at <http://www.ojp.usdoj.gov/bjs/welcome.html>.

DEFINITION OF THE MONTH

Incident: An event, occurrence, episode, disturbance, or conflict and can include situations that threaten the orderly operations of a facility, field office, or other DOC location.

DOC MONTHLY STATISTICS AS OF SEPTEMBER 30, 2005

CONFINEMENT POPULATION	Count
Total Confinement	17,788
Work Release	15,618
In State Rented Beds	673
Out of State Rented Beds	728
COMMUNITY CORRECTIONS POPULATION	
ACTIVE SUPERVISION	26,049
RMA	7,749
RMB	6,580
RMC	1,979
RMD	8,366
Unclassified	1,375
MONETARY	92
INACTIVE STATUS	16,067

ESCAPES FROM SECURITY LEVELS 2-5, FOR FY06

	Date	Type	Return
Cedar Creek CC	09/13/05	Work Crew	09/14/05

TO CONTACT PLANNING AND RESEARCH

Phone: (360) 753-6180 Fax: (360) 586-0613
 Administrator: R. Peggy Smith Outlook: rpsmith@doc1.wa.gov
 Webpages, under Budget and Research, on the DOCNET homepage

level for the three years were as follows: Level-4 1602, level-3 897, level-2 259 and level-5 232. But, as shown in the graph, when rates per 1,000 offenders are established, level 5 has the highest rate.

Offender Characteristic - There is no significant difference in race or Hispanic origin of the offenders involved in incidents and the overall prison population percentage. Calendar year 2004 is the only year the percentage of females (13.5%) involved in incidents was notably higher than the prison population (8.4%).

There's a large variance in reporting totals between institutions, compounds and units. Total incidents reported range from six, by some of the camps, to 1,133, which were reported by the Monroe Corrections Center-Special Offenders Unit. In order for the information to be more useful to the Department, a micro-level analysis, possibly at the facility level, would be pertinent.