

WASHINGTON STATE JAIL INDUSTRIES BOARD


2002 Offender Work Report



Offenders Working in Jails and for Communities

Marvin M. Wolff
Chair

Jill Will
Executive Director



JAIL INDUSTRIES BOARD OF DIRECTORS

Marvin M. Wolff, CHAIR

Whatcom Maritime Association

Kenneth Kunes, VICE CHAIR

Clerk, Grant County

Debra Latimer, VICE CHAIR

Director, Corrections and Special Operations

Mary Boehnke—Executive Vice President, Communications Workers of America

Jeralita Costa—Washington State Department of Corrections

Ed Crawford—Chief of Police, Kent Police Department

David D. Johnson—Business Agent, Iron Workers Local 86

Jane Johnson—Undersheriff, Clark County

The Honorable Bill Lehning—Commissioner, Cowlitz County

Andre Loh—Dean of Adult and Basic Education, Seattle Central Community College

Randy Loomans—Education and Safety Director, Washington State Labor Council

The Honorable Garry Lucas—Sheriff, Clark County

Runette Mitchell-Marshall—Community Program Administrator, King County Department of Adult and
Juvenile Corrections


The Honorable Helen McGovern—Council Member, City of Lakewood

Jim Powers—Chief Deputy Prosecuting Attorney, Thurston County

Bruce Thompson—Senior Project Manager, Weyerhaeuser Company

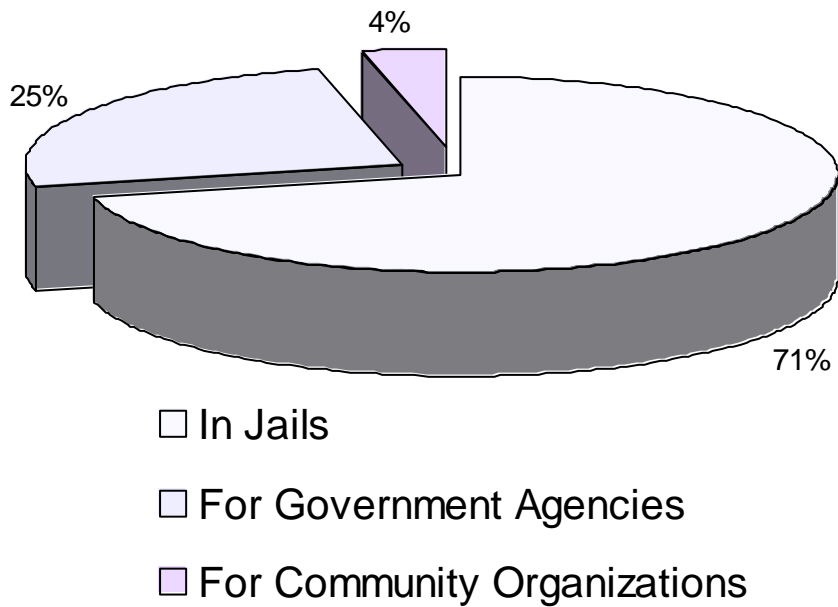
Julie Wilson—WorkFirst Managing Director, Department of Community, Trade and Economic
Development

Howard Yarbrough—Administrator, Correctional Industries




2002 Offender Work Report

2002 Total Offender Labor Hours



Total Labor Hours: 3,710,710

Value to Communities
at Minimum Wage: \$25,603,896



2002 Offender Work Report

Report Prepared By:


Jail Industries Board
3060 Willamette Drive NE, Suite 100
Lacey, WA 98516

Phone: 360-486-2440

Fax: 360-486-2381

Email: jwill@cjtc.state.wa.us


Web: www.jib.wa.gov



2002 Offender Work Report

Table of Contents

Total Labor Hours	1
Credits	2
Mission Statement	4
Executive Summary	5-6
2002 Labor Hours Summary.....	7-8
2002 Work and Customer Summary.....	9-10
Facilities with No Detailed Reports Provided	11
Detailed Offender Work Reports	12-84




2002 Offender Work Report

Mission of the Jail Industries Board

Provide statewide leadership and technical assistance to establish, develop, and maintain jail industries through partnerships with labor, business, victims, community, and government which promote:

- ◆ Victim compensation and restitution
- ◆ Reduced cost of incarceration
- ◆ Reduced victimization and recidivism
- ◆ Meaningful work experience
and work ethics
- ◆ Public service through offender labor

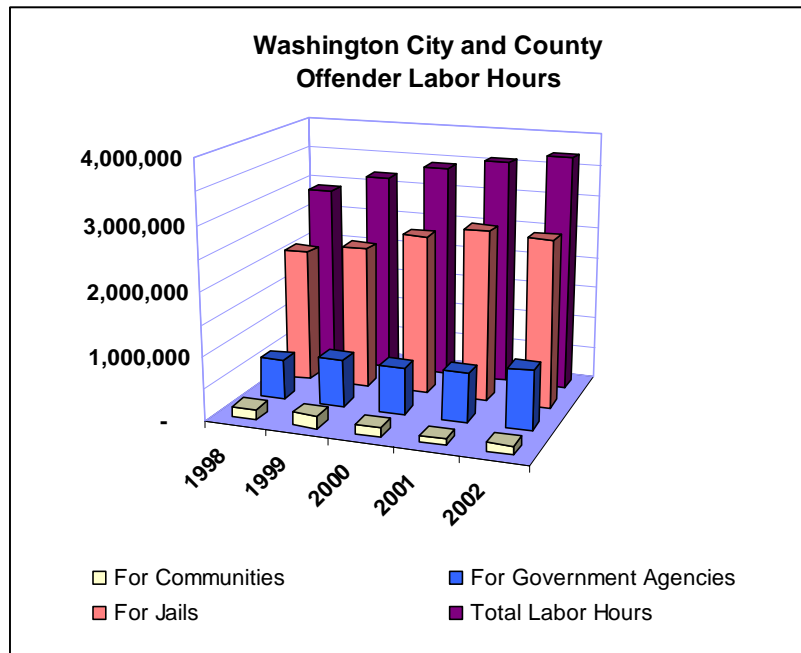


2002 Offender Work Report

Executive Summary


Reported Labor Hours Still Rising

The Jail Industries Board has gathered offender labor information for five years. There has been a steady upward trend in reported labor hours. The increase is due to an actual expansion of work opportunities combined with more complete data collection. All counties reported inmates working in 2002. Nineteen city jails provided information. Five other city jails, all short-term holding facilities, reported no work available. The Yakama Nation and the Puyallup Tribe reported work hours this year. Six other Native American tribes operating correctional facilities did not submit information. In total, offenders worked 3.7 million labor hours. Valued at the 2002 state minimum wage of \$6.90 per hour, these hours were worth \$25.6 million of work done for Washington taxpayers.



Work in Correctional Facilities

The biggest share of offender labor went towards maintenance and operations within correctional facilities. Jobs in areas such as food service, laundry service, and janitorial service accounted for 71% of all hours reported. This total also includes a wide variety of other tasks such as landscaping, inmate uniform repair,



2002 Offender Work Report

and vehicle detailing. Offender labor hours offset costs of incarceration in Washington jails and provided essential daily services. Work within correctional facilities totaled 2.6 million labor hours in 2002.

Services for Government Agencies

The percentage of labor hours provided to government agencies increased slightly from 22% in 2001 to 25% in 2002. Pages nine and ten of the report contain a summary of the type of work done for agency customers. As in past years, lack of work space within facilities meant that most work was done by minimum-security offenders working at agency locations and by offenders performing community service hours in lieu of incarceration. Offenders worked a total of 926,664 labor hours for government agencies. Litter and illegal dump clean-up were the most common services provided. General labor, parks maintenance, and vehicle detailing were also leading job categories. Individual facility reports beginning on page twelve include details on customers and the kinds of work done for each agency.

Community Contributions

City and county jails reported 136,105 labor hours directed to not-for-profit community organizations, 4% of total labor hours. This low percentage may understate community contributions as some jails include volunteer projects done by offenders under "jail" hours. Statewide 53 separate not-for-profit organizations benefited from donated labor hours. Details are included in individual facility reports.



2002 Offender Work Report

Labor Hours Summary

Facility	Average Daily Population	Offender Labor Hours			Total	Value to Community at \$6.90/Hour
		Jail	Government	Community		
Aberdeen Police Department	22	2,923	3,034		5,957	\$41,100
Adams County Jail	20	30,576	7,280		37,856	\$261,206
Asotin County Jail	37	3,684			3,684	\$25,420
Auburn Detention Facility	139	11,520	5,760		17,280	\$119,232
Benton County Jail	387		45,341		45,341	\$312,852
Buckley Police Department	18	534	239	512	1,284	\$8,860
Chelan County Regional Justice Center	305	84,548	34,572	14,727	133,847	\$923,544
Chelan Police Department	4	1,985	1,045		3,030	\$20,907
Clallam County Jail	117	29,200	19,780	8,784	57,764	\$398,572
Clark County Jail	733	290,586			290,586	\$2,005,043
Columbia County Jail	4	2,080			2,080	\$14,352
Cowlitz County Corrections	242	42,856	108,373	991	152,220	\$1,050,316
Enumclaw Police Department	18	5,840	296		6,136	\$42,338
Ferry County Jail	18	36,500			36,500	\$251,850
Forks Police Department	28	6,812	5,058		11,870	\$81,903
Franklin County Correctional Center	170	34,680	2,400		37,080	\$255,852
Garfield County Jail	5	857	1,042	267	2,166	\$14,945
Grandview Police Department	8	2,451	421	10	2,882	\$19,888
Grant County Jail	215	56,280	42,807	4,529	103,616	\$714,950
Grays Harbor County Jail	128	9,868			9,868	\$68,089
Island County Jail	50	9,600	1,080		10,680	\$73,692
Issaquah Police Department	49	6,570	2,279		8,849	\$61,055
Jefferson County Jail	49	4,730	1,560		6,290	\$43,401
Kent Police Department	169	37,443	28,005	5,078	70,526	\$486,629
King County Correctional Facility	1,594	320,792			320,792	\$2,213,465
King County North Rehabilitation	132	89,469	26,397	19,246	135,112	\$932,273
King County Regional Justice Center	784	90,132			90,132	\$621,911
Kirkland Police Department	7	1,200			1,200	\$8,280
Kitsap County Jail	270	78,840	10,845	12,727	102,412	\$706,643
Kittitas County Jail	100	39,340	40,708	36	80,084	\$552,580
Klickitat County Jail	48	6,205			6,205	\$42,815
Lewis County Jail	200	47,680	25,845	6,664	80,189	\$553,302
Lincoln County Jail	22	1,200	1,200		2,400	\$16,560
Lynnwood Police Department	44	9,456	16,456		25,912	\$178,793
Mason County Jail	118	18,336			18,336	\$126,518

Numbers may not add due to rounding.




2002 Offender Work Report

Labor Hours Summary


Facility	Average Daily Population	Offender Labor Hours			Total	Value to Community at \$6.90/Hour
		Jail	Government	Community		
Oak Harbor Police Department	9	1,920	2,820		4,740	\$32,706
Okanogan County Jail	137	24,288	17,616	3,608	45,512	\$314,033
Olympia Police Department	27	1,680			1,680	\$11,592
Pacific County Jail	29	6,636			6,636	\$45,788
Pend Oreille County Jail	20	9,677	5,457	80	15,214	\$104,977
Pierce County Corrections	1,417	165,882	21,080		186,962	\$1,290,038
Puyallup Police Department	35	11,680			11,680	\$80,592
Puyallup Tribe	5	960			960	\$6,624
Renton Police Department	50	5,760			5,760	\$39,744
San Juan County Jail	6		3,351	3,351	6,702	\$46,244
Skagit County Jail	188	47,580	22,770	1,440	71,790	\$495,351
Skamania County Jail	30	10,144			10,144	\$69,994
Snohomish County Corrections	985	172,734	153,500		326,234	\$2,251,015
Spokane County Geiger Corrections	535	140,701	79,876		220,577	\$1,521,981
Spokane County Jail	641	123,370			123,370	\$851,253
Stevens County Jail	42	11,520			11,520	\$79,488
Sunnyside Police Department	60	34,061	5,072		39,133	\$270,018
Thurston County Corrections	462	146,000	33,920	352	180,272	\$1,243,877
Toppenish Police Department	21	4,700	110	224	5,034	\$34,735
Wahkiakum County Jail	9	4,336	1,726		6,062	\$41,828
Walla Walla County Jail	92	21,600	9,393	2,343	33,335	\$230,012
Wapato Police Department	35	9,600		3,840	13,440	\$92,736
Whatcom County Jail	299	83,220	64,542	1,088	148,850	\$1,027,065
Whitman County Corrections	38	11,904	9,838	2,328	24,070	\$166,083
Yakama Nation	33	6,000			6,000	\$41,400
Yakima County Corrections	903	171,314	55,180	43,612	270,106	\$1,863,731
Yakima Police Department	65	5,901	8,592	269	14,762	\$101,858
Grand Totals	12,427	2,647,941	926,664	136,105	3,710,710	\$25,603,896

Numbers may not add due to rounding.



2002 Offender Work Report

Work Performed	Work Performed For Type and Number of Customers Statewide			
	Community	Government	Jail	Grand Total *
Building Refurbishment	2	10	6	18
Food Service	2	2	44	48
Garden Produce		2	3	5
General Labor	7	27	20	54
Janitorial		14	41	55
Landscaping	2	14	12	28
Laundry	1	1	45	47
Maintenance/Setup—Fairgrounds	3	17		20
Maintenance/Setup—Playing Field	4	4		8
Maintenance—Building		13	11	24
Maintenance—Courthouse	1	16	2	19
Maintenance—Facilities	1	13	10	24
Maintenance—Golf Course		2		2
Maintenance—Grounds	1	22	8	31
Maintenance—Litter Pickup	1	32	7	40
Maintenance—Museum	2	2		4
Maintenance—Other	1	11	1	13
Maintenance—Outdoor	1	7	4	12
Maintenance—Parks	1	23		24
Maintenance—Pistol Range		7	2	9
Maintenance—Records/archives	1	6	1	8
Maintenance—Road		5		5
Maintenance—Trail	3	7		10
Maintenance—Vehicle		9	1	10
Natural Resources—Brush Removal		8		8
Natural Resources—Conservation		3		3
Natural Resources—Weed Control	2	12	3	17
Natural Resources-Erosion/Flood Control		6		6
Other	1	2		3
Recycling—Appliance		3		3
Recycling—General		12	3	15
Recycling—Pallets			1	1
Services—Artwork			1	1
Services—Canal Cleaning		1		1
Services—Fire Department Assistance	1	6		7
Services—Firewood		1		1
Services—Graffiti Removal	2	4	2	8
Services—Snow Removal	2	14	6	22
Services—Vehicle Washing/Detailing		26	12	38
Sewing—Inmate Property Bags			1	1



2002 Offender Work Report

Work Performed	Work Performed For Type and Number of Customers Statewide			
	Community	Government	Jail	Grand Total *
Sewing—Inmate Uniform Repair			11	11
Sewing—Other	1		3	4
Staffing—Animal Care	1	2	1	4
Staffing—Barber			4	4
Staffing—Commissary			6	6
Staffing—Event	1	1	1	3
Staffing—Food Bank	2	1		3
Staffing—Holiday Setup		1	1	2
Staffing—Infirmary			2	2
Staffing—Library		3	4	7
Staffing—Lobby			4	4
Staffing—Office Assistance (general)			2	2
Staffing—Senior Center	1	2		3
Talking Books	1			1
Truck Load/Unload	3	3	14	20
Tutoring (Peer)			1	1
Warehousing	1	1	3	5
Grand Total *	53	378	304	735




2002 Offender Work Report No Detailed Reports Provided

	Facility	Facility Type	Average Daily Population	Jurisdiction
1	Chehalis Confederated Tribes	HF	0	tribal
2	Fife Police Department	HF	16	city
3	Hoquiam Police Department	HF	0	city
4	Makah Tribe	HF-06	0	tribal
5	Marysville Police Department	HF	0	city
6	Nisqually Tribe	CF	0	tribal
7	Prosser Police Department	HF-48	0	city
8	Quinault Nation	HF	0	tribal
9	Redmond Police Department	HF-06	0	city
10	Spokane Tribe	HF	0	tribal
11	Swinomish Tribe	HF-12	0	tribal

The facilities listed here are either holding facilities with no inmate work available and/or they did not report any hours of inmate work performed during 2002.

Facility Types

CF: Correctional Facility	HF-12: 12-Hour Holding Facility
DF: Detention Facility	HF-48: 48-Hour Holding Facility
HF: Holding Facility	HF-72: 72-Hour Holding Facility
HF-06: Six-Hour Holding Facility	SDF: Special Detention



2002 Offender Work Report

Aberdeen Police Department

Average Daily Population: 22

If checked, data estimated.

LABOR HOURS	Work in Jails		Work for Government		Work for Not-for-Profit Organizations	
	Average Workers	Total Hours	Average Workers	Total Hours	Average Workers	Total Hours

Inmate Labor	4	2,923		2	3,034		
Community Service Labor							
Subtotal	4	2,923		2	3,034		

VALUE OF HOURS @ \$6.90 per hour	Offsetting Costs of Incarceration		Reducing Tax Burden		Contributing to Community	
		\$20,169		\$20,931		\$0

TOTAL HOURS	5,957	TOTAL VALUE	\$41,100
--------------------	--------------	--------------------	-----------------

WORK DETAIL (IN=Inmate; CS= Offender Sentenced to Community Service)

Category	By	Work	Customer
Government	IN	Maintenance—Litter Pickup	City
	IN	Maintenance—Parks	Parks
Jail	IN	Laundry	Jail
	IN	Services—Vehicle Washing/Detailing	Patrol
	IN	Staffing—Animal Care	

Holding Facility—primarily used for the temporary housing of adult persons charged with a criminal offense prior to trial or sentencing and for temporary housing during and after trial and/or sentencing, but in no instance exceeding thirty days.



2002 Offender Work Report

Adams County Jail

Average Daily Population: 20

If checked, data estimated.

LABOR HOURS	Work in Jails		Work for Government		Work for Not-for-Profit Organizations	
	Average Workers	Total Hours	Average Workers	Total Hours	Average Workers	Total Hours

Inmate Labor	6	30,576		4	7,280	
Community Service Labor						
Subtotal	6	30,576		4	7,280	

VALUE OF HOURS @ \$6.90 per hour	Offsetting Costs of Incarceration		Reducing Tax Burden		Contributing to Community	
		\$210,974		\$50,232		\$0


TOTAL HOURS	37,856	TOTAL VALUE	\$261,206
--------------------	---------------	--------------------	------------------

Jail slots and hours are estimated. Pistol Range maintenance is 2 times a year and snow removal is done on an as needed basis.

WORK DETAIL (IN=Inmate; CS= Offender Sentenced to Community Service)

Category	By	Work	Customer
Government	IN	Maintenance—Pistol Range	Adams Co
	IN	Maintenance—Vehicle	Adams Co
	IN	Services—Snow Removal	Adams Co
	IN	Services—Vehicle Washing/Detailing	Adams Co
Jail	IN	Food Service	Jail
	IN	General Labor	Jail
	IN	Janitorial	Jail
	IN	Laundry	Jail
	IN	Maintenance—Facilities	Jail

Correctional Facility—primarily housing adults serving terms not exceeding one year for punishment, correction and rehabilitation following conviction of a criminal offense. Consecutive sentences may lead to more than one year incarceration.



2002 Offender Work Report

Asotin County Jail

Average Daily Population: 37

If checked, data estimated.

LABOR HOURS	Work in Jails		Work for Government		Work for Not-for-Profit Organizations	
	Average Workers	Total Hours	Average Workers	Total Hours	Average Workers	Total Hours

Inmate Labor	3	3,684				
Community Service Labor						
Subtotal	3	3,684				

VALUE OF HOURS @ \$6.90 per hour	Offsetting Costs of Incarceration		Reducing Tax Burden		Contributing to Community	
		\$25,420		\$0		\$0


TOTAL HOURS	3,684	TOTAL VALUE	\$25,420
--------------------	--------------	--------------------	-----------------

All labor hours reported under "Jail".

WORK DETAIL (IN=Inmate; CS= Offender Sentenced to Community Service)

Category	By	Work	Customer
Government	IN	General Labor	County
	IN	Maintenance—Litter Pickup	Countywide highways, parks, etc

Correctional Facility—primarily housing adults serving terms not exceeding one year for punishment, correction and rehabilitation follow conviction of a criminal offense. Consecutive sentences may lead to more than one year incarceration.



2002 Offender Work Report

Auburn Detention Facility

Average Daily Population: 139

If checked, data estimated.

LABOR HOURS	Work in Jails		Work for Government		Work for Not-for-Profit Organizations	
	Average Workers	Total Hours	Average Workers	Total Hours	Average Workers	Total Hours

Inmate Labor	2	11,520		1	5,760	
Community Service Labor						
Subtotal	2	11,520		1	5,760	

VALUE OF HOURS @ \$6.90 per hour	Offsetting Costs of Incarceration		Reducing Tax Burden		Contributing to Community	
		\$79,488		\$39,744		\$0

TOTAL HOURS	17,280	TOTAL VALUE	\$119,232
--------------------	---------------	--------------------	------------------

WORK DETAIL (IN=Inmate; CS= Offender Sentenced to Community Service)

Category	By	Work	Customer
Government	IN	General Labor	Police Dept, Court
	IN	Janitorial	Police Dept, Court
	IN	Landscaping	Police Dept, City Hall
	IN	Services—Snow Removal	Police Dept, City Hall
Jail	IN	Building Refurbishment	Detention Facility, Police Dept
	IN	Food Service	Detention Facility
	IN	General Labor	Detention Facility
	IN	Janitorial	Detention Facility
	IN	Laundry	Detention Facility
	IN	Services—Graffiti Removal	Detention Facility
	IN	Services—Snow Removal	Detention Facility

Detention Facility—primarily for the temporary housing of adults charged with a criminal offense prior to trial or sentencing and for housing adults after sentencing serving terms not to exceed ninety days.



2002 Offender Work Report

Benton County Jail

Average Daily Population: 387

If checked, data estimated.

LABOR HOURS	Work in Jails		Work for Government		Work for Not-for-Profit Organizations	
	Average Workers	Total Hours	Average Workers	Total Hours	Average Workers	Total Hours

Inmate Labor			45,341	
Community Service Labor				
Subtotal			45,341	

VALUE OF HOURS @ \$6.90 per hour	Offsetting Costs of Incarceration	Reducing Tax Burden	Contributing to Community
	\$0	\$312,852	\$0

TOTAL HOURS	45,341	TOTAL VALUE	\$312,852
--------------------	---------------	--------------------	------------------

WORK DETAIL (IN=Inmate; CS= Offender Sentenced to Community Service)

Category	By	Work	Customer
Government	IN	General Labor	Benton Co, Kennewick, Richland, W. Richland, Prosser
	IN	Landscaping	Benton Co, Kennewick, Richland, W. Richland, Prosser
	IN	Maintenance/Setup—Fairgrounds	Benton Co
	IN	Maintenance—Building	Benton Co, Kennewick, Richland, W. Richland, Prosser
	IN	Maintenance—Courthouse	Benton Co
	IN	Maintenance—Facilities	Benton Co
	IN	Maintenance—Litter Pickup	Benton Co, Washington State
	IN	Maintenance—Parks	Benton Co, Kennewick, Richland, W. Richland, Prosser
	IN	Maintenance—Pistol Range	Benton Co
	IN	Natural Resources—Weed Control	Benton Co, Kennewick, Richland, W. Richland, Prosser
	IN	Recycling—Appliance	Benton Co, Washington State
	IN	Recycling—General	Benton Co, Washington State
	IN	Services—Snow Removal	Benton Co, Kennewick, Richland, W. Richland, Prosser
	IN	Services—Vehicle Washing/Detailing	Benton Co, Kennewick, Richland, W. Richland, Prosser
	Jail	IN	Food Service
IN		General Labor	Benton Co, Kennewick, Richland, W. Richland, Prosser
IN		Janitorial	Benton Co, Kennewick, Richland, W. Richland, Prosser
IN		Laundry	Benton Co
IN		Sewing—Inmate Uniform Repair	Benton Co
IN		Truck Load/Unload	Benton Co

Correctional Facility—primarily housing adults serving terms not exceeding one year for punishment, correction and rehabilitation follow conviction of a criminal offense. Consecutive sentences may lead to more than one year incarceration.



2002 Offender Work Report

Buckley Police Department

Average Daily Population: 18

If checked, data estimated.

LABOR HOURS	Work in Jails		Work for Government		Work for Not-for-Profit Organizations	
	Average Workers	Total Hours	Average Workers	Total Hours	Average Workers	Total Hours

Inmate Labor	2	534		2	239		2	512
Community Service Labor								
Subtotal	2	534		2	239		2	512

VALUE OF HOURS @ \$6.90 per hour	Offsetting Costs of Incarceration		Reducing Tax Burden		Contributing to Community	
	\$3,685		\$1,646		\$3,529	

TOTAL HOURS	1,284	TOTAL VALUE	\$8,860
--------------------	--------------	--------------------	----------------

WORK DETAIL (IN=Inmate; CS= Offender Sentenced to Community Service)

Category	By	Work	Customer
Community	IN	Maintenance—Trail	Foothills Trail Association
	IN	Staffing—Food Bank	Buckley Food Bank
	IN	Truck Load/Unload	Jail and Buckley Food Bank
Government	IN	Janitorial	Police Dept
	IN	Maintenance—Building	Police Dept
	IN	Maintenance—Facilities	Police Dept
	IN	Maintenance—Parks	City of Buckley Utilities Dept
	IN	Natural Resources—Weed Control	City of Buckley Cemetary
	IN	Services—Fire Department Assistance	Buckley Fire Dept
	IN	Services—Vehicle Washing/Detailing	Buckley Police Dept, Fire Dept
	Jail	IN	Food Service
IN		Janitorial	Jail
IN		Landscaping	Jail
IN		Laundry	Jail
IN		Maintenance—Building	Jail
IN		Maintenance—Facilities	Jail
IN		Sewing—Inmate Uniform Repair	Jail
IN		Truck Load/Unload	Jail

Holding Facility—primarily used for the temporary housing of adult persons charged with a criminal offense prior to trial or sentencing and for temporary housing during and after trial and/or sentencing, but in no instance exceeding thirty days.



2002 Offender Work Report

Chelan County Regional Justice Center Average Daily Population: 305

If checked, data estimated.

LABOR HOURS	Work in Jails		Work for Government		Work for Not-for-Profit Organizations	
	Average Workers	Total Hours	Average Workers	Total Hours	Average Workers	Total Hours

Inmate Labor	41	84,548	23	34,572	8	14,727
Community Service Labor						
Subtotal	41	84,548	23	34,572	8	14,727


VALUE OF HOURS @ \$6.90 per hour	Offsetting Costs of Incarceration		Reducing Tax Burden		Contributing to Community	
		\$583,381		\$238,547		\$101,616

TOTAL HOURS	133,847	TOTAL VALUE	\$923,544
--------------------	----------------	--------------------	------------------

WORK DETAIL (IN=Inmate; CS= Offender Sentenced to Community Service)

Category	By	Work	Customer
Community	IN	General Labor	Goodwill, Salvation Army, Womens Resource Center, Food Distribution
	IN	Natural Resources—Weed Control	Noxious Weeds
Government	IN	Maintenance/Setup—Fairgrounds	Chelan Co
	IN	Maintenance—Building	Chelan Co
	IN	Maintenance—Courthouse	Chelan Co
	IN	Maintenance—Facilities	Chelan Co
	IN	Maintenance—Litter Pickup	Chelan, Douglas Co
	IN	Maintenance—Museum	City of Wenatchee
	IN	Maintenance—Outdoor	Ohme Garden
	IN	Maintenance—Parks	Douglas Co, City of Wenatchee
	IN	Maintenance—Vehicle	Chelan Co
	IN	Natural Resources—Brush Removal	Forest Service
	IN	Natural Resources—Conservation	Forest Service
	IN	Natural Resources-Erosion/Flood Control	Forest Service
	IN	Recycling—General	Chelan Co, Douglas Co
	IN	Services—Vehicle Washing/Detailing	Link Transit
	Jail	IN	Food Service
IN		Janitorial	Chelan Co Regional Justice Center
IN		Laundry	Chelan Co Regional Justice Center
IN		Recycling—Pallets	Chelan Co Regional Justice Center

Correctional Facility—primarily housing adults serving terms not exceeding one year for punishment, correction and rehabilitation follow conviction of a criminal offense. Consecutive sentences may lead to more than one year incarceration.



2002 Offender Work Report

Chelan Police Department

Average Daily Population: 4

If checked, data estimated.

LABOR HOURS	Work in Jails		Work for Government		Work for Not-for-Profit Organizations	
	Average Workers	Total Hours	Average Workers	Total Hours	Average Workers	Total Hours


Inmate Labor	1	1,985		1	1,045	
Community Service Labor						
Subtotal	1	1,985		1	1,045	

VALUE OF HOURS @ \$6.90 per hour	Offsetting Costs of Incarceration		Reducing Tax Burden		Contributing to Community	
		\$13,697		\$7,211		\$0

TOTAL HOURS	3,030	TOTAL VALUE	\$20,907
--------------------	--------------	--------------------	-----------------

No task list provided.

Holding Facility—primarily used for the temporary housing of adult persons charged with a criminal offense prior to trial or sentencing and for temporary housing during and after trial and/or sentencing, but in no instance exceeding thirty days.



2002 Offender Work Report

Clallam County Jail

Average Daily Population: 117

If checked, data estimated.

LABOR HOURS	Work in Jails		Work for Government		Work for Not-for-Profit Organizations	
	Average Workers	Total Hours	Average Workers	Total Hours	Average Workers	Total Hours

Inmate Labor	11	29,200		18	19,780		4	8,784
Community Service Labor								
Subtotal	11	29,200		18	19,780		4	8,784


VALUE OF HOURS @ \$6.90 per hour	Offsetting Costs of Incarceration		Reducing Tax Burden		Contributing to Community	
		\$201,480		\$136,482		\$60,610

TOTAL HOURS	57,764	TOTAL VALUE	\$398,572
--------------------	---------------	--------------------	------------------

WORK DETAIL (IN=Inmate; CS= Offender Sentenced to Community Service)

Category	By	Work	Customer
Community	IN	Food Service	Salvation Army
	IN	General Labor	Sequim Little League & Parks
	IN	Services—Snow Removal	Senior Citizens Center, ONP Visitor Center, Port Angeles Fine Arts Ctr
	IN	Staffing—Animal Care	Clallam Co Humane Society
Government	IN	General Labor	County Maintenance, City of Port Angeles, Sequim Little League & Parks
	IN	Janitorial	Clallam Co Corrections
	IN	Laundry	Clallam Co Corrections
	IN	Maintenance/Setup—Fairgrounds	Clallam Co Corrections
	IN	Maintenance—Courthouse	Clallam Co
	IN	Maintenance—Facilities	Clallam Co
	IN	Maintenance—Grounds	Clallam Co / City of Port Angeles
	IN	Maintenance—Litter Pickup	Chain Gang for county roads, Olympic Natl Park, Dept of Transportation
	IN	Maintenance—Other	City of Port Angeles - labor for building new park
	IN	Maintenance—Outdoor	Clallam Co / Clallam Co Parks & Rec
	IN	Maintenance—Parks	Clallam Co Parks & Rec
	IN	Maintenance—Road	Chain Gang county roads
	IN	Natural Resources—Brush Removal	Chain Gang county roads & Noxious Weed Control Office
	IN	Recycling—General	Chain Gang while picking litter, money to inmate welfare fund

Correctional Facility—primarily housing adults serving terms not exceeding one year for punishment, correction and rehabilitation follow conviction of a criminal offense. Consecutive sentences may lead to more than one year incarceration.



2002 Offender Work Report

Clallam County Jail

Average Daily Population: 117

If checked, data estimated.

WORK DETAIL (IN=Inmate; CS= Offender Sentenced to Community Service)

Category	By	Work	Customer
Government	IN	Services—Graffiti Removal	Chain Gang State Dept of Transportation
	IN	Services—Vehicle Washing/Detailing	Chain Gang-Clallam County
Jail	IN	Food Service	Clallam Co Corrections
	IN	Truck Load/Unload	Clallam Co Corrections
	IN	Warehousing	Clallam Co Corrections

Correctional Facility—primarily housing adults serving terms not exceeding one year for punishment, correction and rehabilitation follow conviction of a criminal offense. Consecutive sentences may lead to more than one year incarceration.



2002 Offender Work Report

Clark County Jail

Average Daily Population: 733

If checked, data estimated.

LABOR HOURS	Work in Jails		Work for Government		Work for Not-for-Profit Organizations	
	Average Workers	Total Hours	Average Workers	Total Hours	Average Workers	Total Hours

Inmate Labor	54	290,586				
Community Service Labor						
Subtotal	54	290,586				

VALUE OF HOURS @ \$6.90 per hour	Offsetting Costs of Incarceration		Reducing Tax Burden		Contributing to Community	
		\$2,005,043		\$0		\$0

TOTAL HOURS	290,586	TOTAL VALUE	\$2,005,043
--------------------	----------------	--------------------	--------------------

ADP includes the main jail, jail work center, and work release.

WORK DETAIL (IN=Inmate; CS= Offender Sentenced to Community Service)

Category	By	Work	Customer
Government	IN	Maintenance—Pistol Range	Clark Co
	IN	Recycling—General	Jail Industries e-waste
Jail	IN	Food Service	Clark Co
	IN	General Labor	Clark Co
	IN	Janitorial	Clark Co
	IN	Landscaping	Clark Co
	IN	Services—Vehicle Washing/Detailing	Clark Co
	IN	Sewing—Inmate Uniform Repair	Clark Co
	IN	Sewing—Other	Clark Co
	IN	Warehousing	Clark Co

Correctional Facility—primarily housing adults serving terms not exceeding one year for punishment, correction and rehabilitation following conviction of a criminal offense. Consecutive sentences may lead to more than one year incarceration.



2002 Offender Work Report

Columbia County Jail

Average Daily Population: 4

If checked, data estimated.

LABOR HOURS	Work in Jails		Work for Government		Work for Not-for-Profit Organizations	
	Average Workers	Total Hours	Average Workers	Total Hours	Average Workers	Total Hours

Inmate Labor	2	2,080				
Community Service Labor						
Subtotal	2	2,080				

VALUE OF HOURS @ \$6.90 per hour	Offsetting Costs of Incarceration		Reducing Tax Burden		Contributing to Community	
		\$14,352		\$0		\$0


TOTAL HOURS	2,080	TOTAL VALUE	\$14,352
--------------------	--------------	--------------------	-----------------

There was no inside jail labor. Inmates work for the Sheriffs Dept when available.

WORK DETAIL (IN=Inmate; CS= Offender Sentenced to Community Service)

Category	By	Work	Customer
Jail	IN	Maintenance—Grounds	
	IN	Maintenance—Litter Pickup	
	IN	Services—Vehicle Washing/Detailing	Sheriff's Dept

Holding Facility—primarily used for the temporary housing of adult persons charged with a criminal offense prior to trial or sentencing and for temporary housing during and after trial and/or sentencing, but in no instance exceeding thirty days.



2002 Offender Work Report

Cowlitz County Corrections

Average Daily Population: 242

If checked, data estimated.

LABOR HOURS	Work in Jails		Work for Government		Work for Not-for-Profit Organizations	
	Average Workers	Total Hours	Average Workers	Total Hours	Average Workers	Total Hours

Inmate Labor	14	41,869	19	54,187		496
Community Service Labor	1	987	19	54,187		495
Subtotal	15	42,856	39	108,373	1	991

VALUE OF HOURS @ \$6.90 per hour	Offsetting Costs of Incarceration		Reducing Tax Burden		Contributing to Community	
		\$295,706		\$747,775		\$6,834

TOTAL HOURS	152,220	TOTAL VALUE	\$1,050,316
--------------------	----------------	--------------------	--------------------

Less than 1 worker per day for community organizations

Inmate hours are estimated

Community Service hours are actual

WORK DETAIL (IN=Inmate; CS= Offender Sentenced to Community Service)

Category	By	Work	Customer
Government	IN	Building Refurbishment	Cowlitz Co
	IN	Garden Produce	Cowlitz Co Work Release Garden
	IN	General Labor	Cowlitz Co, City of Longview, Kelso, Kalama, Woodland, Castle Rock
	IN	Janitorial	Cowlitz Co Fairgrounds
	IN	Landscaping	School Districts, County/City Parks, Kelso Train Station, Cowlitz Co
	IN	Maintenance/Setup—Fairgrounds	Cowlitz Co, Castle Rock
	IN	Maintenance/Setup—Playing Field	Western, Central, KRV, Kelso Little Leagues
	IN	Maintenance—Building	Cowlitz Co, Fairgrounds
	IN	Maintenance—Courthouse	Cowlitz Co
	IN	Maintenance—Facilities	Cowlitz Co
	IN	Maintenance—Grounds	Cowlitz Co, School Districts, Cities, Kelso Train Station
	IN	Maintenance—Litter Pickup	Dept of Ecology, Dept of Transportation, County Public Works
	IN	Maintenance—Museum	Cowlitz Co
	IN	Maintenance—Outdoor	Hoffstead Bluffs, Tourism, US Forest Service, Cowlitz Co, Cities
	IN	Maintenance—Parks	Kelso, Longview, Cowlitz Co, Woodland
	IN	Maintenance—Records/archives	Cowlitz Co Records

Correctional Facility—primarily housing adults serving terms not exceeding one year for punishment, correction and rehabilitation follow conviction of a criminal offense. Consecutive sentences may lead to more than one year incarceration.



2002 Offender Work Report

Cowlitz County Corrections


Average Daily Population: 242

If checked, data estimated.

WORK DETAIL (IN=Inmate; CS= Offender Sentenced to Community Service)

Category	By	Work	Customer
IN		Maintenance—Road	Cowlitz Co
IN		Maintenance—Trail	US Army Corp of Engineers, US Forest Service
IN		Maintenance—Vehicle	Cowlitz Co, School District
IN		Natural Resources—Brush Removal	DNR, Cities, School District, Cowlitz Co, DOT
IN		Natural Resources—Weed Control	Cowlitz Co, Cold Water Ridge, School District
CS		Natural Resources-Erosion/Flood Control	Cowlitz Co Public Works
IN		Recycling—Appliance	Dept of Ecology, DOT, County Roads

Correctional Facility—primarily housing adults serving terms not exceeding one year for punishment, correction and rehabilitation follow conviction of a criminal offense. Consecutive sentences may lead to more than one year incarceration.



2002 Offender Work Report

Enumclaw Police Department

Average Daily Population: 18

If checked, data estimated.

LABOR HOURS	Work in Jails		Work for Government		Work for Not-for-Profit Organizations	
	Average Workers	Total Hours	Average Workers	Total Hours	Average Workers	Total Hours

Inmate Labor	2	5,840		1	296	
Community Service Labor						
Subtotal	2	5,840		1	296	

VALUE OF HOURS @ \$6.90 per hour	Offsetting Costs of Incarceration		Reducing Tax Burden		Contributing to Community	
		\$40,296		\$2,042		\$0

TOTAL HOURS	6,136	TOTAL VALUE	\$42,338
--------------------	--------------	--------------------	-----------------

WORK DETAIL (IN=Inmate; CS= Offender Sentenced to Community Service)

Category	By	Work	Customer
Government	IN	Janitorial	Enumclaw Police Dept
	IN	Maintenance—Grounds	
	IN	Services—Vehicle Washing/Detailing	
Jail	IN	Food Service	Jail
	IN	Janitorial	Jail
	IN	Laundry	Jail
	IN	Maintenance—Grounds	
	IN	Services—Vehicle Washing/Detailing	
	IN	Warehousing	

Correctional Facility—primarily housing adults serving terms not exceeding one year for punishment, correction and rehabilitation following conviction of a criminal offense. Consecutive sentences may lead to more than one year incarceration.



2002 Offender Work Report

Ferry County Jail

Average Daily Population: 18

If checked, data estimated.

LABOR HOURS	Work in Jails		Work for Government		Work for Not-for-Profit Organizations	
	Average Workers	Total Hours	Average Workers	Total Hours	Average Workers	Total Hours

Inmate Labor	2	36,500				
Community Service Labor						
Subtotal	2	36,500				


VALUE OF HOURS @ \$6.90 per hour	Offsetting Costs of Incarceration		Reducing Tax Burden		Contributing to Community	
		\$251,850		\$0		\$0

TOTAL HOURS	36,500	TOTAL VALUE	\$251,850
--------------------	---------------	--------------------	------------------

WORK DETAIL (IN=Inmate; CS= Offender Sentenced to Community Service)

Category	By	Work	Customer
Government	IN	Janitorial	Courthouse
	IN	Maintenance—Building	Courthouse
	IN	Maintenance—Courthouse	Courthouse
	IN	Services—Vehicle Washing/Detailing	Ferry Co Sheriff, EMS
Jail	IN	Food Service	Ferry Co Jail
	IN	Janitorial	Ferry Co Jail
	IN	Landscaping	Ferry Co Jail
	IN	Laundry	Ferry Co Jail
	IN	Maintenance—Building	Ferry Co Jail
	IN	Services—Snow Removal	Ferry Co Jail

Correctional Facility—primarily housing adults serving terms not exceeding one year for punishment, correction and rehabilitation following conviction of a criminal offense. Consecutive sentences may lead to more than one year incarceration.



2002 Offender Work Report

Forks Police Department

Average Daily Population: 28

If checked, data estimated.

LABOR HOURS	Work in Jails		Work for Government		Work for Not-for-Profit Organizations	
	Average Workers	Total Hours	Average Workers	Total Hours	Average Workers	Total Hours

Inmate Labor	6	6,812				
Community Service Labor			5	5,058		
Subtotal	6	6,812	5	5,058		

VALUE OF HOURS @ \$6.90 per hour	Offsetting Costs of Incarceration		Reducing Tax Burden		Contributing to Community	
		\$47,003		\$34,900		\$0

TOTAL HOURS	11,870	TOTAL VALUE	\$81,903
--------------------	---------------	--------------------	-----------------

WORK DETAIL (IN=Inmate; CS= Offender Sentenced to Community Service)

Category	By	Work	Customer
Government	CS	Maintenance—Building	City of Forks
	CS	Maintenance—Grounds	City of Forks
	CS	Maintenance—Litter Pickup	City of Forks
Jail	IN	Food Service	Jail
	IN	General Labor	Jail
	IN	Janitorial	Jail
	IN	Laundry	Jail
	IN	Maintenance—Facilities	Jail

Correctional Facility—primarily housing adults serving terms not exceeding one year for punishment, correction and rehabilitation follow conviction of a criminal offense. Consecutive sentences may lead to more than one year incarceration.



2002 Offender Work Report

Franklin County Correctional Center

Average Daily Population: 170

If checked, data estimated.

LABOR HOURS	Work in Jails		Work for Government		Work for Not-for-Profit Organizations	
	Average Workers	Total Hours	Average Workers	Total Hours	Average Workers	Total Hours

Inmate Labor	12	34,680		2	2,400	
Community Service Labor						
Subtotal	12	34,680		2	2,400	

VALUE OF HOURS @ \$6.90 per hour	Offsetting Costs of Incarceration		Reducing Tax Burden		Contributing to Community	
		\$239,292		\$16,560		\$0

TOTAL HOURS	37,080	TOTAL VALUE	\$255,852
--------------------	---------------	--------------------	------------------

WORK DETAIL (IN=Inmate; CS= Offender Sentenced to Community Service)

Category	By	Work	Customer
Government	IN	General Labor	Courthouse
	IN	Maintenance—Courthouse	Franklin Co
	IN	Maintenance—Facilities	Franklin Co
	IN	Maintenance—Pistol Range	Franklin Co Sheriff's Office
	IN	Maintenance—Records/archives	Franklin Co
	IN	Maintenance—Vehicle	Public Works
	IN	Services—Vehicle Washing/Detailing	Public Works
	Jail	IN	Building Refurbishment
IN		Food Service	Franklin Co Correctional Center
IN		General Labor	Franklin Co Correctional Center
IN		Laundry	Franklin Co Correctional Center
IN		Maintenance—Building	Franklin Co Correctional Center
IN		Maintenance—Outdoor	Franklin Co Correctional Center
IN		Services—Snow Removal	Franklin Co Correctional Center
IN		Truck Load/Unload	Franklin Co Correctional Center

Correctional Facility—primarily housing adults serving terms not exceeding one year for punishment, correction and rehabilitation follow conviction of a criminal offense. Consecutive sentences may lead to more than one year incarceration.



2002 Offender Work Report

Garfield County Jail

Average Daily Population: **5**

If checked, data estimated.

LABOR HOURS	Work in Jails		Work for Government		Work for Not-for-Profit Organizations	
	Average Workers	Total Hours	Average Workers	Total Hours	Average Workers	Total Hours


Inmate Labor	3	857		2	1,042		1	267
Community Service Labor								
Subtotal	3	857		2	1,042		1	267

VALUE OF HOURS @ \$6.90 per hour	Offsetting Costs of Incarceration		Reducing Tax Burden		Contributing to Community	
		\$5,913		\$7,190		\$1,842

TOTAL HOURS	2,166	TOTAL VALUE	\$14,945
--------------------	--------------	--------------------	-----------------

No task list provided.

Holding Facility—primarily used for the temporary housing of adult persons charged with a criminal offense prior to trial or sentencing and for temporary housing during and after trial and/or sentencing, but in no instance exceeding thirty days.



2002 Offender Work Report

Grandview Police Department

Average Daily Population: **8**

If checked, data estimated.

LABOR HOURS	Work in Jails		Work for Government		Work for Not-for-Profit Organizations	
	Average Workers	Total Hours	Average Workers	Total Hours	Average Workers	Total Hours

Inmate Labor	2	2,451		2	421	10
Community Service Labor						
Subtotal	2	2,451		2	421	10

VALUE OF HOURS @ \$6.90 per hour	Offsetting Costs of Incarceration		Reducing Tax Burden		Contributing to Community	
		\$16,914		\$2,905		\$69

TOTAL HOURS	2,882	TOTAL VALUE	\$19,888
--------------------	--------------	--------------------	-----------------

WORK DETAIL (IN=Inmate; CS= Offender Sentenced to Community Service)

Category	By	Work	Customer
Community	IN	Landscaping	City of Grandview
	IN	Services—Fire Department Assistance	Grandview Fire Dept
	IN	Services—Graffiti Removal	Grandview Police Dept
Government	IN	General Labor	Grandview Fire Dept
	IN	Janitorial	Grandview Fire Dept
	IN	Landscaping	City of Grandview
	IN	Maintenance/Setup—Fairgrounds	City of Grandview
	IN	Maintenance—Litter Pickup	City of Grandview
	IN	Maintenance—Parks	Grandview Parks Dept
	IN	Maintenance—Pistol Range	Grandview Police Dept
	IN	Services—Fire Department Assistance	Grandview Fire Dept
	IN	Services—Graffiti Removal	Grandview Police Dept
	Jail	IN	General Labor
IN		Janitorial	Grandview Police Dept

Detention Facility—primarily for the temporary housing of adults charged with a criminal offense prior to trial or sentencing and for housing adults after sentencing serving terms not to exceed ninety days.



2002 Offender Work Report

Grant County Jail

Average Daily Population: 215

If checked, data estimated.

LABOR HOURS	Work in Jails		Work for Government		Work for Not-for-Profit Organizations	
	Average Workers	Total Hours	Average Workers	Total Hours	Average Workers	Total Hours

Inmate Labor	50	56,280	28	23,457	3	4,529
Community Service Labor			10	19,350		
Subtotal	50	56,280	38	42,807	3	4,529


VALUE OF HOURS @ \$6.90 per hour	Offsetting Costs of Incarceration		Reducing Tax Burden		Contributing to Community	
		\$388,332		\$295,368		\$31,250

TOTAL HOURS	103,616	TOTAL VALUE	\$714,950
--------------------	----------------	--------------------	------------------

WORK DETAIL (IN=Inmate; CS= Offender Sentenced to Community Service)

Category	By	Work	Customer	
Community	IN	Maintenance—Museum	Grant County Historical Museum	
	IN	Staffing—Senior Center	Ephrata Senior Thrift Store	
Government	IN	Building Refurbishment	Grant County Courthouse	
	IN	Landscaping	US Dept of Agriculture	
	IN	Maintenance/Setup—Fairgrounds	Grant County	
	IN	Maintenance—Building	Grant County Courthouse	
	IN	Maintenance—Courthouse	Grant County Courthouse	
	IN	Maintenance—Grounds	Grant County Courthouse, City of Coulee	
	IN	Maintenance—Litter Pickup	Dept of Ecology, Grant Co Solid Waste	
	IN	Maintenance—Parks	Sun Lake State Park	
	IN	Natural Resources—Weed Control	Grant County Sheriff, GCWRC, Grant Noxious Weed Board	
	IN	Services—Snow Removal	Grant County Courthouse, Port of Ephrata	
	IN	Services—Vehicle Washing/Detailing	Grant County Sheriffs, Grant County Public Works	
	Jail	IN	Food Service	Grant County Jail, Grant County Work Release Center (GCWRC)
		IN	Garden Produce	Grant County Jail, GCWRC
IN		General Labor	Grant County Jail, GCWRC	
IN		Janitorial	Grant County Jail, GCWRC	
IN		Laundry	Grant County Jail, GCWRC	
IN		Sewing—Inmate Uniform Repair	Grant County Jail, GCWRC	
	IN	Truck Load/Unload	Grant County Jail, GCWRC	

Correctional Facility—primarily housing adults serving terms not exceeding one year for punishment, correction and rehabilitation follow conviction of a criminal offense. Consecutive sentences may lead to more than one year incarceration.



2002 Offender Work Report

Grays Harbor County Jail

Average Daily Population: 128

If checked, data estimated.

LABOR HOURS	Work in Jails		Work for Government		Work for Not-for-Profit Organizations	
	Average Workers	Total Hours	Average Workers	Total Hours	Average Workers	Total Hours

Inmate Labor	13	9,868				
Community Service Labor						
Subtotal	13	9,868				

VALUE OF HOURS @ \$6.90 per hour	Offsetting Costs of Incarceration		Reducing Tax Burden		Contributing to Community	
	Average Workers	Total Hours	Average Workers	Total Hours	Average Workers	Total Hours
		\$68,089		\$0		\$0

TOTAL HOURS	9,868	TOTAL VALUE	\$68,089
--------------------	--------------	--------------------	-----------------

WORK DETAIL (IN=Inmate; CS= Offender Sentenced to Community Service)

Category	By	Work	Customer
Government	IN	Maintenance—Grounds	Grays Harbor County
	IN	Maintenance—Litter Pickup	Grays Harbor County
	IN	Services—Vehicle Washing/Detailing	Grays Harbor County
Jail	IN	Food Service	Jail
	IN	Laundry	Jail
	IN	Maintenance—Building	Jail

Correctional Facility—primarily housing adults serving terms not exceeding one year for punishment, correction and rehabilitation following conviction of a criminal offense. Consecutive sentences may lead to more than one year incarceration.



2002 Offender Work Report

Island County Jail

Average Daily Population: 50

If checked, data estimated.

LABOR HOURS	Work in Jails		Work for Government		Work for Not-for-Profit Organizations	
	Average Workers	Total Hours	Average Workers	Total Hours	Average Workers	Total Hours

Inmate Labor	5	9,600		1	1,080	
Community Service Labor						
Subtotal	5	9,600		1	1,080	

VALUE OF HOURS @ \$6.90 per hour	Offsetting Costs of Incarceration		Reducing Tax Burden		Contributing to Community	
		\$66,240		\$7,452		\$0

TOTAL HOURS	10,680	TOTAL VALUE	\$73,692
--------------------	---------------	--------------------	-----------------

WORK DETAIL (IN=Inmate; CS= Offender Sentenced to Community Service)

Category	By	Work	Customer
Government	IN	General Labor	Government
	IN	Maintenance—Parks	Government
Jail	IN	Food Service	Jail
	IN	Janitorial	Jail
	IN	Laundry	Jail

Correctional Facility—primarily housing adults serving terms not exceeding one year for punishment, correction and rehabilitation following conviction of a criminal offense. Consecutive sentences may lead to more than one year incarceration.



2002 Offender Work Report

Issaquah Police Department

Average Daily Population: 49

If checked, data estimated.

LABOR HOURS	Work in Jails		Work for Government		Work for Not-for-Profit Organizations	
	Average Workers	Total Hours	Average Workers	Total Hours	Average Workers	Total Hours

Inmate Labor	3	6,570		1	2,279	
Community Service Labor						
Subtotal	3	6,570		1	2,279	

VALUE OF HOURS @ \$6.90 per hour	Offsetting Costs of Incarceration		Reducing Tax Burden		Contributing to Community	
		\$45,333		\$15,722		\$0

TOTAL HOURS	8,849	TOTAL VALUE	\$61,055
--------------------	--------------	--------------------	-----------------

WORK DETAIL (IN=Inmate; CS= Offender Sentenced to Community Service)

Category	By	Work	Customer	
Government	IN	Building Refurbishment	City of Issaquah	
	IN	General Labor	City of Issaquah	
	IN	Landscaping	City of Issaquah	
	IN	Maintenance—Building	City of Issaquah	
	IN	Maintenance—Facilities	City of Issaquah	
	IN	Maintenance—Grounds	City of Issaquah	
	IN	Maintenance—Other	City of Issaquah	
	IN	Maintenance—Parks	City of Issaquah	
	IN	Maintenance—Trail	City of Issaquah	
	IN	Natural Resources—Brush Removal	City of Issaquah	
	IN	Natural Resources—Weed Control	City of Issaquah	
	Jail	IN	Food Service	City of Issaquah
		IN	General Labor	City of Issaquah
IN		Janitorial	City of Issaquah	
IN		Laundry	City of Issaquah	
IN		Maintenance—Litter Pickup	City of Issaquah	
IN		Maintenance—Outdoor	City of Issaquah	
IN		Maintenance—Pistol Range	City of Issaquah	

Correctional Facility—primarily housing adults serving terms not exceeding one year for punishment, correction and rehabilitation follow conviction of a criminal offense. Consecutive sentences may lead to more than one year incarceration.



2002 Offender Work Report

Jefferson County Jail

Average Daily Population: 49

If checked, data estimated.

LABOR HOURS	Work in Jails		Work for Government		Work for Not-for-Profit Organizations	
	Average Workers	Total Hours	Average Workers	Total Hours	Average Workers	Total Hours

Inmate Labor	4	4,730	2	936		
Community Service Labor				624		
Subtotal	4	4,730	2	1,560		

VALUE OF HOURS @ \$6.90 per hour	Offsetting Costs of Incarceration		Reducing Tax Burden		Contributing to Community	
		\$32,637		\$10,764		\$0

TOTAL HOURS	6,290	TOTAL VALUE	\$43,401
--------------------	--------------	--------------------	-----------------

WORK DETAIL (IN=Inmate; CS= Offender Sentenced to Community Service)

Category	By	Work	Customer
Government	CS	General Labor	Food Bank
	IN	Maintenance—Grounds	County
	IN	Maintenance—Litter Pickup	County
	CS	Maintenance—Vehicle	County
	CS	Services—Vehicle Washing/Detailing	County
Jail	IN	Food Service	Jail
	IN	Laundry	Jail

Correctional Facility—primarily housing adults serving terms not exceeding one year for punishment, correction and rehabilitation following conviction of a criminal offense. Consecutive sentences may lead to more than one year incarceration.



2002 Offender Work Report

Kent Police Department

Average Daily Population: 169

If checked, data estimated.

LABOR HOURS	Work in Jails		Work for Government		Work for Not-for-Profit Organizations	
	Average Workers	Total Hours	Average Workers	Total Hours	Average Workers	Total Hours

Inmate Labor	16	37,443		15	28,005		4	5,078
Community Service Labor								
Subtotal	16	37,443		15	28,005		4	5,078

VALUE OF HOURS @ \$6.90 per hour	Offsetting Costs of Incarceration		Reducing Tax Burden		Contributing to Community	
		\$258,357		\$193,235		\$35,038

TOTAL HOURS	70,526	TOTAL VALUE	\$486,629
--------------------	---------------	--------------------	------------------

WORK DETAIL (IN=Inmate; CS= Offender Sentenced to Community Service)

Category	By	Work	Customer
Community	IN	Building Refurbishment	Multi-Center
	IN	General Labor	Family Youth Center/ New Connections
	IN	Maintenance/Setup—Playing Field	Pea Patch
	IN	Maintenance—Grounds	United Way / St Vincents Church
	IN	Maintenance—Parks	Pea Patch
	IN	Maintenance—Records/archives	Family Youth Services
	IN	Natural Resources—Weed Control	New Connections
	IN	Other	Inmate classes (drug & alcohol rehab & DOL restorations)
	IN	Staffing—Event	Lyons Club & Kiwanis, Senior Center, Light House
	Government	IN	General Labor
IN		Janitorial	Kent Commons
IN		Landscaping	Kent Municipal Court
IN		Maintenance/Setup—Playing Field	City of Kent Parks
IN		Maintenance—Grounds	Kent Elementary
IN		Maintenance—Parks	City of Kent Parks
IN		Natural Resources—Brush Removal	Kent Parks
IN		Natural Resources—Weed Control	City of Kent
IN		Services—Fire Department Assistance	City of Kent Fire Dept
IN		Services—Vehicle Washing/Detailing	City of Kent Police Dept
IN	Staffing—Food Bank	City of Kent Food Bank	

Correctional Facility—primarily housing adults serving terms not exceeding one year for punishment, correction and rehabilitation follow conviction of a criminal offense. Consecutive sentences may lead to more than one year incarceration.



2002 Offender Work Report

Kent Police Department


Average Daily Population: 169

If checked, data estimated.

WORK DETAIL (IN=Inmate; CS= Offender Sentenced to Community Service)

Category	By	Work	Customer
Government	IN	Staffing—Library	City of Kent Library
	IN	Staffing—Senior Center	City of Kent Senior Center
	IN	Truck Load/Unload	City of Kent Food Bank
Jail	IN	Food Service	Consolidated Food Management
	IN	Janitorial	Kent Corrections
	IN	Landscaping	Kent Corrections
	IN	Laundry	Kent Corrections
	IN	Maintenance—Grounds	Kent Corrections
	IN	Maintenance—Litter Pickup	Kent Corrections
	IN	Natural Resources—Weed Control	Kent Corrections
	IN	Services—Vehicle Washing/Detailing	Kent Corrections
	IN	Staffing—Infirmarary	Kent Corrections
	IN	Staffing—Library	Kent Corrections
	IN	Staffing—Lobby	Kent Corrections

Correctional Facility—primarily housing adults serving terms not exceeding one year for punishment, correction and rehabilitation followi conviction of a criminal offense. Consecutive sentences may lead to more than one year incarceration.



2002 Offender Work Report

King County Correctional Facility

Average Daily Population: 1,594

If checked, data estimated.

LABOR HOURS	Work in Jails		Work for Government		Work for Not-for-Profit Organizations	
	Average Workers	Total Hours	Average Workers	Total Hours	Average Workers	Total Hours

Inmate Labor	182	320,792				
Community Service Labor						
Subtotal	182	320,792				

VALUE OF HOURS @ \$6.90 per hour	Offsetting Costs of Incarceration	Reducing Tax Burden	Contributing to Community
		\$2,213,465	\$0

TOTAL HOURS	320,792	TOTAL VALUE	\$2,213,465
--------------------	----------------	--------------------	--------------------

Figures include the King County Correctional Facility and the Work Release Facility

WORK DETAIL (IN=Inmate; CS= Offender Sentenced to Community Service)

Category	By	Work	Customer
Government	IN	General Labor	
	IN	Maintenance—Litter Pickup	
Jail	IN	Food Service	Jail
	IN	Janitorial	Jail
	IN	Laundry	Jail
	IN	Staffing—Barber	Jail
	IN	Staffing—Commissary	Jail

Correctional Facility—primarily housing adults serving terms not exceeding one year for punishment, correction and rehabilitation follow conviction of a criminal offense. Consecutive sentences may lead to more than one year incarceration.



2002 Offender Work Report

King County North Rehabilitation

Average Daily Population: 132

If checked, data estimated.

LABOR HOURS	Work in Jails		Work for Government		Work for Not-for-Profit Organizations	
	Average Workers	Total Hours	Average Workers	Total Hours	Average Workers	Total Hours

Inmate Labor	64	89,469		19	26,397		13	19,246
Community Service Labor								
Subtotal	64	89,469		19	26,397		13	19,246

VALUE OF HOURS @ \$6.90 per hour	Offsetting Costs of Incarceration		Reducing Tax Burden		Contributing to Community	
	\$617,336		\$182,139		\$132,797	

TOTAL HOURS	135,112	TOTAL VALUE	\$932,273
--------------------	----------------	--------------------	------------------

Facility closed on October 31, 2002 due to budget reductions and deteriorating conditions of the facility buildings.

WORK DETAIL (IN=Inmate; CS= Offender Sentenced to Community Service)

Category	By	Work	Customer
Community	IN	Talking Books	WA Talking Book & Braille Library
	IN	Warehousing	Food Lifeline
Government	IN	General Labor	WA Dept of Health - Public Health Labs
	IN	Maintenance—Grounds	Metro Transit, City of Shoreline
	IN	Maintenance—Litter Pickup	King Co Dept of Transportation, Metro Transit
	IN	Maintenance—Parks	City of Shoreline
	IN	Maintenance—Trail	City of Lake Forest Park, City of Kenmore
	IN	Natural Resources—Weed Control	Metro Transit, City of Mercer Island
	IN	Recycling—General	State Dept of Health, Public Health Labs
	Jail	IN	Food Service
IN		Garden Produce	North Rehabilitation Facility
IN		Janitorial	North Rehabilitation Facility
IN		Landscaping	North Rehabilitation Facility
IN		Laundry	North Rehabilitation Facility
IN		Maintenance—Facilities	North Rehabilitation Facility
IN		Maintenance—Grounds	North Rehabilitation Facility
IN		Maintenance—Other	North Rehabilitation Facility
IN		Recycling—General	North Rehabilitation Facility
IN		Services—Vehicle Washing/Detailing	North Rehabilitation Facility

Special Detention Facility—a minimum security facility primarily used for the housing of special populations of sentenced persons who do not require the level of security normally provided in detention and correctional facilities.



2002 Offender Work Report

King County North Rehabilitation


Average Daily Population: 132

If checked, data estimated.

WORK DETAIL (IN=Inmate; CS= Offender Sentenced to Community Service)

Category	By	Work	Customer
	IN	Sewing—Inmate Uniform Repair	North Rehabilitation Facility
	IN	Staffing—Barber	North Rehabilitation Facility
	IN	Staffing—Library	North Rehabilitation Facility
	IN	Staffing—Lobby	North Rehabilitation Facility
	IN	Staffing—Office Assistance (general)	North Rehabilitation Facility
	IN	Truck Load/Unload	North Rehabilitation Facility
	IN	Tutoring (Peer)	North Rehabilitation Facility

Special Detention Facility—a minimum security facility primarily used for the housing of special populations of sentenced persons who do not require the level of security normally provided in detention and correctional facilities.



2002 Offender Work Report

King County Regional Justice Center

Average Daily Population: 784

If checked, data estimated.

LABOR HOURS	Work in Jails		Work for Government		Work for Not-for-Profit Organizations	
	Average Workers	Total Hours	Average Workers	Total Hours	Average Workers	Total Hours

Inmate Labor	96	90,132				
Community Service Labor						
Subtotal	96	90,132				


VALUE OF HOURS @ \$6.90 per hour	Offsetting Costs of Incarceration		Reducing Tax Burden		Contributing to Community	
		\$621,911		\$0		\$0

TOTAL HOURS	90,132	TOTAL VALUE	\$621,911
--------------------	---------------	--------------------	------------------

WORK DETAIL (IN=Inmate; CS= Offender Sentenced to Community Service)

Category	By	Work	Customer
Jail	IN	Food Service	Jail
	IN	Janitorial	Jail
	IN	Laundry	Jail
	IN	Staffing—Commissary	Jail

Detention Facility—primarily for the temporary housing of adults charged with a criminal offense prior to trial or sentencing and for housing adults after sentencing serving terms not to exceed ninety days.



2002 Offender Work Report

Kirkland Police Department

Average Daily Population: **7**

If checked, data estimated.

LABOR HOURS	Work in Jails		Work for Government		Work for Not-for-Profit Organizations	
	Average Workers	Total Hours	Average Workers	Total Hours	Average Workers	Total Hours

Inmate Labor	1	1,200				
Community Service Labor						
Subtotal	1	1,200				

VALUE OF HOURS @ \$6.90 per hour	Offsetting Costs of Incarceration		Reducing Tax Burden		Contributing to Community	
		\$8,280		\$0		\$0

TOTAL HOURS	1,200	TOTAL VALUE	\$8,280
--------------------	--------------	--------------------	----------------

WORK DETAIL (IN=Inmate; CS= Offender Sentenced to Community Service)

Category	By	Work	Customer
Jail	IN	Building Refurbishment	City of Kirkland
	IN	General Labor	City of Kirkland
	IN	Maintenance—Building	City of Kirkland

Holding Facility—primarily used for the temporary housing of adult persons charged with a criminal offense prior to trial or sentencing and for temporary housing during and after trial and/or sentencing, but in no instance exceeding thirty days.



2002 Offender Work Report

Kitsap County Jail

Average Daily Population: 270

If checked, data estimated.

LABOR HOURS	Work in Jails		Work for Government		Work for Not-for-Profit Organizations	
	Average Workers	Total Hours	Average Workers	Total Hours	Average Workers	Total Hours

Inmate Labor	19	78,840		7	10,845		12,727
Community Service Labor							
Subtotal	19	78,840		7	10,845		12,727

VALUE OF HOURS @ \$6.90 per hour	Offsetting Costs of Incarceration		Reducing Tax Burden		Contributing to Community	
		\$543,996		\$74,831		\$87,816

TOTAL HOURS	102,412	TOTAL VALUE	\$706,643
--------------------	----------------	--------------------	------------------

In December 2002, the meal provider was changed, there was an increase of kitchen staffing by inmates.

The In Custody crew performed a wide variety of special projects. Customers include: Kitsap Co Fairgrounds, Clear Creek Trail, Courthouse, Police Pistol Range, Island Lake Park, Brownsville Marina, Jail construction site

Customers for the community service crews include: Dept of Emergency Management, Kitsap Pavilion, Habitat for Humanity, Olalla Recovery Ctr, South Kitsap Foodbank, Kitsap Regional Library, Holly Ridge Center, Veterans Memorial Park, Puyallup Tribal Treatment Center, Skateboard Park, Martha & Mary Health Service, City of Bremerton Parks, Kola-Kola Complex, Salvation Army, YWCA, Newberry Hills Trails, Silverdale Community Center, Island Lake, West Sound Treatment Center, Salisbury Park

WORK DETAIL (IN=Inmate; CS= Offender Sentenced to Community Service)

Category	By	Work	Customer
Government	IN	Maintenance—Litter Pickup	County, Cities
Jail	IN	Food Service	Jail
	IN	Janitorial	Jail
	IN	Laundry	Jail

Correctional Facility—primarily housing adults serving terms not exceeding one year for punishment, correction and rehabilitation follow conviction of a criminal offense. Consecutive sentences may lead to more than one year incarceration.



2002 Offender Work Report

Kittitas County Jail

Average Daily Population: 100

If checked, data estimated.

LABOR HOURS	Work in Jails		Work for Government		Work for Not-for-Profit Organizations	
	Average Workers	Total Hours	Average Workers	Total Hours	Average Workers	Total Hours

Inmate Labor	11	39,340		14	40,708		36
Community Service Labor							
Subtotal	11	39,340		14	40,708		36

VALUE OF HOURS @ \$6.90 per hour	Offsetting Costs of Incarceration		Reducing Tax Burden		Contributing to Community	
		\$271,446		\$280,885		\$248


TOTAL HOURS	80,084	TOTAL VALUE	\$552,580
--------------------	---------------	--------------------	------------------

Six inmates participated in a special project in September for the Community Theater.

WORK DETAIL (IN=Inmate; CS= Offender Sentenced to Community Service)

Category	By	Work	Customer	
Community	IN	Truck Load/Unload	Ellensburg's Friends of the Theater	
	Government	Building Refurbishment	Kittitas Co Building Maintenance	
Government	IN	Maintenance/Setup—Fairgrounds	Kittitas Co	
	IN	Maintenance—Building	Kittitas Co Building Maintenance	
	IN	Maintenance—Courthouse	Kittitas Co Building Maintenance	
	IN	Maintenance—Facilities	Kittitas Co Building Maintenance	
	IN	Maintenance—Grounds	Kittitas Co Building Maintenance	
	IN	Maintenance—Litter Pickup	Dept of Transportation, DOC, Kittitas Co Solid Waste Dept	
	IN	Maintenance—Other	Kittitas Co Sheriff's Office	
	IN	Maintenance—Outdoor	Kittitas Co Building Maintenance	
	IN	Maintenance—Road	Dept of Transportation, DOC	
	IN	Maintenance—Vehicle	Local Govt Agencies	
	IN	Services—Snow Removal	Kittitas Co Building Maintenance	
	IN	Services—Vehicle Washing/Detailing	Local Govt Agencies	
	Jail	IN	Food Service	Consolidated Food Management
		IN	Janitorial	Kittitas Co Corrections
		IN	Laundry	Kittitas Co Corrections
IN		Recycling—General	Kittitas Co Corrections	
IN		Services—Snow Removal	Kittitas Co Building Maintenance	

Correctional Facility—primarily housing adults serving terms not exceeding one year for punishment, correction and rehabilitation follow conviction of a criminal offense. Consecutive sentences may lead to more than one year incarceration.



2002 Offender Work Report

Kittitas County Jail


Average Daily Population: 100

If checked, data estimated.

WORK DETAIL (IN=Inmate; CS= Offender Sentenced to Community Service)

Category	By	Work	Customer
IN		Services—Vehicle Washing/Detailing	Local Gov't Agencies
IN		Sewing—Inmate Uniform Repair	Kittitas Co Corrections
IN		Sewing—Other	Kittitas Co Corrections
IN		Truck Load/Unload	Consolidated Food Management/ Kittitas Co Corrections

Correctional Facility—primarily housing adults serving terms not exceeding one year for punishment, correction and rehabilitation follow conviction of a criminal offense. Consecutive sentences may lead to more than one year incarceration.



2002 Offender Work Report

Klickitat County Jail

Average Daily Population: 48

If checked, data estimated.

LABOR HOURS	Work in Jails		Work for Government		Work for Not-for-Profit Organizations	
	Average Workers	Total Hours	Average Workers	Total Hours	Average Workers	Total Hours

Inmate Labor	6	6,205				
Community Service Labor						
Subtotal	6	6,205				

VALUE OF HOURS @ \$6.90 per hour	Offsetting Costs of Incarceration		Reducing Tax Burden		Contributing to Community	
		\$42,815		\$0		\$0

TOTAL HOURS	6,205	TOTAL VALUE	\$42,815
--------------------	--------------	--------------------	-----------------

WORK DETAIL (IN=Inmate; CS= Offender Sentenced to Community Service)

Category	By	Work	Customer
Jail	IN	Food Service	Jail
	IN	General Labor	Jail
	IN	Laundry	Jail
	IN	Truck Load/Unload	Klickitat Co Jail, DOC food

Correctional Facility—primarily housing adults serving terms not exceeding one year for punishment, correction and rehabilitation follow conviction of a criminal offense. Consecutive sentences may lead to more than one year incarceration.



2002 Offender Work Report

Lewis County Jail

Average Daily Population: 200

If checked, data estimated.

LABOR HOURS	Work in Jails		Work for Government		Work for Not-for-Profit Organizations	
	Average Workers	Total Hours	Average Workers	Total Hours	Average Workers	Total Hours

Inmate Labor	21	47,680		16	25,845		4	6,664
Community Service Labor								
Subtotal	21	47,680		16	25,845		4	6,664

VALUE OF HOURS @ \$6.90 per hour	Offsetting Costs of Incarceration		Reducing Tax Burden		Contributing to Community	
		\$328,992		\$178,329		\$45,982

TOTAL HOURS	80,189	TOTAL VALUE	\$553,302
--------------------	---------------	--------------------	------------------

WORK DETAIL (IN=Inmate; CS= Offender Sentenced to Community Service)

Category	By	Work	Customer
Community	IN	General Labor	Salvation Army, Legal Aid, WSU Extension Office, Blanchett House, Steam Train
	IN	Maintenance/Setup—Playing Field	Chehalis Little League
	IN	Maintenance—Outdoor	Cent-Cheh Airport
	IN	Truck Load/Unload	Lewis Co Food Bank, Chehalis Food Bank
Government	IN	Food Service	Senior Center
	IN	Maintenance/Setup—Fairgrounds	Lewis Co
	IN	Maintenance—Courthouse	Lewis Co Facilities
	IN	Maintenance—Facilities	Lewis Co Facilities, Lewis Co Museum
	IN	Maintenance—Grounds	Lewis Co Facilities, Lewis Co Museum
	IN	Maintenance—Litter Pickup	Lewis Co Public Works
	IN	Recycling—General	Lewis Co Transfer Station
	IN	Services—Fire Department Assistance	Lewis Co Fire District #5
	IN	Services—Vehicle Washing/Detailing	Lewis Co Jail
	IN	Staffing—Animal Care	Lewis Co Shelter
Jail	IN	Food Service	Lewis Co Jail
	IN	Janitorial	Lewis Co Jail
	IN	Laundry	Lewis Co Jail
	IN	Maintenance—Building	Lewis Co Jail

Correctional Facility—primarily housing adults serving terms not exceeding one year for punishment, correction and rehabilitation follow conviction of a criminal offense. Consecutive sentences may lead to more than one year incarceration.



2002 Offender Work Report

Lincoln County Jail

Average Daily Population: 22

If checked, data estimated.

LABOR HOURS	Work in Jails		Work for Government		Work for Not-for-Profit Organizations	
	Average Workers	Total Hours	Average Workers	Total Hours	Average Workers	Total Hours

Inmate Labor	1	1,200		1	1,200		
Community Service Labor							
Subtotal	1	1,200		1	1,200		


VALUE OF HOURS @ \$6.90 per hour	Offsetting Costs of Incarceration		Reducing Tax Burden		Contributing to Community	
		\$8,280		\$8,280		\$0

TOTAL HOURS	2,400	TOTAL VALUE	\$16,560
--------------------	--------------	--------------------	-----------------

WORK DETAIL (IN=Inmate; CS= Offender Sentenced to Community Service)

Category	By	Work	Customer
Government	IN	General Labor	Lincoln Co
	IN	Landscaping	Lincoln Co
	IN	Services—Vehicle Washing/Detailing	Lincoln Co
Jail	IN	Food Service	Jail
	IN	Laundry	Jail

Correctional Facility—primarily housing adults serving terms not exceeding one year for punishment, correction and rehabilitation follow conviction of a criminal offense. Consecutive sentences may lead to more than one year incarceration.



2002 Offender Work Report

Lynnwood Police Department

Average Daily Population: 44

If checked, data estimated.

LABOR HOURS	Work in Jails		Work for Government		Work for Not-for-Profit Organizations	
	Average Workers	Total Hours	Average Workers	Total Hours	Average Workers	Total Hours

Inmate Labor	9,456					
Community Service Labor				16,456		
Subtotal	9,456			16,456		

VALUE OF HOURS @ \$6.90 per hour	Offsetting Costs of Incarceration		Reducing Tax Burden		Contributing to Community	
		\$65,246		\$113,546		\$0

TOTAL HOURS	25,912	TOTAL VALUE	\$178,793
--------------------	---------------	--------------------	------------------

Inmate labor hours are estimated.


Community Service(CS) is actual.

CS participation is reported by quarter. 1st Quarter: 115 participants 2nd Quarter: 116 Participants 3rd Quarter: 137 Participants 4th Quarter: 110 Participants

WORK DETAIL (IN=Inmate; CS= Offender Sentenced to Community Service)

Category	By	Work	Customer	
Government	CS	Building Refurbishment	City of Lynnwood	
	CS	General Labor	City of Lynnwood	
	CS	Maintenance/Setup—Playing Field	City of Lynnwood	
	CS	Maintenance—Golf Course	City of Lynnwood	
	CS	Maintenance—Grounds	City of Lynnwood	
	CS	Maintenance—Litter Pickup	City of Lynnwood	
	CS	Maintenance—Other	City of Lynnwood	
	CS	Maintenance—Outdoor	City of Lynnwood	
	CS	Maintenance—Parks	City of Lynnwood	
	CS	Maintenance—Road	City of Lynnwood	
	CS	Maintenance—Trail	City of Lynnwood	
	CS	Natural Resources—Brush Removal	City of Lynnwood	
	CS	Natural Resources—Conservation	City of Lynnwood	
	CS	Natural Resources—Weed Control	City of Lynnwood	
	CS	Natural Resources-Erosion/Flood Control	City of Lynnwood	
	CS	Services—Vehicle Washing/Detailing	City of Lynnwood	
	Jail	IN	Food Service	City of Lynnwood

Holding Facility—primarily used for the temporary housing of adult persons charged with a criminal offense prior to trial or sentencing and for temporary housing during and after trial and/or sentencing, but in no instance exceeding thirty days.



2002 Offender Work Report

Lynnwood Police Department

Average Daily Population: 44

If checked, data estimated.

WORK DETAIL (IN=Inmate; CS= Offender Sentenced to Community Service)

Category	By	Work	Customer
	IN	General Labor	City of Lynnwood
	IN	Janitorial	City of Lynnwood
	IN	Landscaping	City of Lynnwood
	IN	Laundry	City of Lynnwood
	IN	Services—Vehicle Washing/Detailing	City of Lynnwood

Holding Facility—primarily used for the temporary housing of adult persons charged with a criminal offense prior to trial or sentencing an for temporary housing during and after trial and/or sentencing, but in no instance exceeding thirty days.



2002 Offender Work Report

Mason County Jail

Average Daily Population: 118

If checked, data estimated.

LABOR HOURS	Work in Jails		Work for Government		Work for Not-for-Profit Organizations	
	Average Workers	Total Hours	Average Workers	Total Hours	Average Workers	Total Hours

Inmate Labor	7	18,336				
Community Service Labor						
Subtotal	7	18,336				


VALUE OF HOURS @ \$6.90 per hour	Offsetting Costs of Incarceration		Reducing Tax Burden		Contributing to Community	
		\$126,518		\$0		\$0

TOTAL HOURS	18,336	TOTAL VALUE	\$126,518
--------------------	---------------	--------------------	------------------

WORK DETAIL (IN=Inmate; CS= Offender Sentenced to Community Service)

Category	By	Work	Customer
Government	IN	Maintenance/Setup—Fairgrounds	Mason Co
	IN	Maintenance—Litter Pickup	Mason Co
Jail	IN	Food Service	Jail
	IN	Janitorial	Jail
	IN	Laundry	Jail

Correctional Facility—primarily housing adults serving terms not exceeding one year for punishment, correction and rehabilitation follow conviction of a criminal offense. Consecutive sentences may lead to more than one year incarceration.



2002 Offender Work Report

Oak Harbor Police Department

Average Daily Population: 9

If checked, data estimated.

LABOR HOURS	Work in Jails		Work for Government		Work for Not-for-Profit Organizations	
	Average Workers	Total Hours	Average Workers	Total Hours	Average Workers	Total Hours

Inmate Labor	1	1,920		2	2,820	
Community Service Labor						
Subtotal	1	1,920		2	2,820	

VALUE OF HOURS @ \$6.90 per hour	Offsetting Costs of Incarceration		Reducing Tax Burden		Contributing to Community	
		\$13,248		\$19,458		\$0

TOTAL HOURS	4,740	TOTAL VALUE	\$32,706
--------------------	--------------	--------------------	-----------------

WORK DETAIL (IN=Inmate; CS= Offender Sentenced to Community Service)

Category	By	Work	Customer
Government	IN	General Labor	City Shop, City Marina, City Parks
Jail	IN	Food Service	Jail
	IN	Janitorial	Jail
	IN	Laundry	Jail

Holding Facility—primarily used for the temporary housing of adult persons charged with a criminal offense prior to trial or sentencing and for temporary housing during and after trial and/or sentencing, but in no instance exceeding thirty days.



2002 Offender Work Report

Okanogan County Jail

Average Daily Population: 137

If checked, data estimated.

LABOR HOURS	Work in Jails		Work for Government		Work for Not-for-Profit Organizations	
	Average Workers	Total Hours	Average Workers	Total Hours	Average Workers	Total Hours

Inmate Labor	12	24,288		10	17,616		2	3,608
Community Service Labor								
Subtotal	12	24,288		10	17,616		2	3,608


VALUE OF HOURS @ \$6.90 per hour	Offsetting Costs of Incarceration		Reducing Tax Burden		Contributing to Community	
		\$167,587		\$121,550		\$24,895

TOTAL HOURS	45,512	TOTAL VALUE	\$314,033
--------------------	---------------	--------------------	------------------

WORK DETAIL (IN=Inmate; CS= Offender Sentenced to Community Service)

Category	By	Work	Customer
Government	IN	Building Refurbishment	Courthouse
	IN	Landscaping	Fairground/Courthouse
	IN	Maintenance/Setup—Fairgrounds	Fairgrounds
	IN	Maintenance—Courthouse	Courthouse
	IN	Maintenance—Litter Pickup	Dept of Corrections
	IN	Maintenance—Parks	Omak, Okanogan
	IN	Maintenance—Vehicle	County Shop
	IN	Natural Resources—Weed Control	Dept of Corrections
	IN	Services—Canal Cleaning	Dept of Corrections
	IN	Services—Snow Removal	Courthouse
	IN	Services—Vehicle Washing/Detailing	Sheriff's Dept
	Jail	IN	Food Service
IN		Janitorial	Jail
IN		Laundry	Jail
IN		Maintenance—Facilities	Jail
IN		Services—Snow Removal	Jail
IN		Services—Vehicle Washing/Detailing	Jail
IN		Staffing—Lobby	Jail
IN		Truck Load/Unload	Jail

Correctional Facility—primarily housing adults serving terms not exceeding one year for punishment, correction and rehabilitation follow conviction of a criminal offense. Consecutive sentences may lead to more than one year incarceration.



2002 Offender Work Report

Olympia Police Department

Average Daily Population: 27

If checked, data estimated.

LABOR HOURS	Work in Jails		Work for Government		Work for Not-for-Profit Organizations	
	Average Workers	Total Hours	Average Workers	Total Hours	Average Workers	Total Hours

Inmate Labor	1	1,680				
Community Service Labor						
Subtotal	1	1,680				

VALUE OF HOURS @ \$6.90 per hour	Offsetting Costs of Incarceration		Reducing Tax Burden		Contributing to Community	
		\$11,592		\$0		\$0

TOTAL HOURS	1,680	TOTAL VALUE	\$11,592
--------------------	--------------	--------------------	-----------------

WORK DETAIL (IN=Inmate; CS= Offender Sentenced to Community Service)

Category	By	Work	Customer
Jail	IN	Janitorial	Olympia City Jail
	IN	Laundry	Olympia City Jail

Holding Facility—primarily used for the temporary housing of adult persons charged with a criminal offense prior to trial or sentencing and for temporary housing during and after trial and/or sentencing, but in no instance exceeding thirty days.



2002 Offender Work Report

Pacific County Jail

Average Daily Population: 29

If checked, data estimated.

LABOR HOURS	Work in Jails		Work for Government		Work for Not-for-Profit Organizations	
	Average Workers	Total Hours	Average Workers	Total Hours	Average Workers	Total Hours

Inmate Labor	4	6,636				
Community Service Labor						
Subtotal	4	6,636				

VALUE OF HOURS @ \$6.90 per hour	Offsetting Costs of Incarceration		Reducing Tax Burden		Contributing to Community	
		\$45,788		\$0		\$0

TOTAL HOURS	6,636	TOTAL VALUE	\$45,788
--------------------	--------------	--------------------	-----------------

No task list provided.



2002 Offender Work Report

Pend Oreille County Jail

Average Daily Population: 20

If checked, data estimated.

LABOR HOURS	Work in Jails		Work for Government		Work for Not-for-Profit Organizations	
	Average Workers	Total Hours	Average Workers	Total Hours	Average Workers	Total Hours

Inmate Labor		4,140			
Community Service Labor	3	5,537		5,457	80
Subtotal	3	9,677		5,457	80

VALUE OF HOURS @ \$6.90 per hour	Offsetting Costs of Incarceration		Reducing Tax Burden		Contributing to Community	
	\$66,771		\$37,653		\$552	

TOTAL HOURS	15,214	TOTAL VALUE	\$104,977
--------------------	---------------	--------------------	------------------

Inmate hours are estimated
Community Service hours are actual

WORK DETAIL (IN=Inmate; CS= Offender Sentenced to Community Service)

Category	By	Work	Customer
Community	IN	Maintenance/Setup—Fairgrounds	Pend Oreille Co
	Government	IN	General Labor
	IN	Maintenance—Grounds	Pend Oreille Co, Newport, Cusick
	IN	Maintenance—Litter Pickup	Pend Oreille Co, State of Washington, Cities
	IN	Maintenance—Parks	Pend Oreille Co, Newport, Cusick
	IN	Recycling—General	Pend Oreille Co
	IN	Services—Snow Removal	Pend Oreille Co, Newport
	IN	Services—Vehicle Washing/Detailing	Pend Oreille Co, Newport
Jail	IN	Food Service	Pend Oreille Co Jail
	IN	Janitorial	Pend Oreille Co Jail
	IN	Laundry	Pend Oreille Co Jail

Correctional Facility—primarily housing adults serving terms not exceeding one year for punishment, correction and rehabilitation following conviction of a criminal offense. Consecutive sentences may lead to more than one year incarceration.



2002 Offender Work Report

Pierce County Corrections

Average Daily Population: 1,417

If checked, data estimated.

LABOR HOURS	Work in Jails		Work for Government		Work for Not-for-Profit Organizations	
	Average Workers	Total Hours	Average Workers	Total Hours	Average Workers	Total Hours

Inmate Labor	48	165,882		15	21,080	
Community Service Labor						
Subtotal	48	165,882		15	21,080	

VALUE OF HOURS @ \$6.90 per hour	Offsetting Costs of Incarceration		Reducing Tax Burden		Contributing to Community	
		\$1,144,586		\$145,452		\$0


TOTAL HOURS	186,962	TOTAL VALUE	\$1,290,038
--------------------	----------------	--------------------	--------------------

Jail slots and hours are estimated. Fairgrounds setup is only once a year, using 5 workers in 8 hour shifts, estimated 7 days of work. Labor hours for the Records/Archive Maintenance is only approximately 2 hours a year. Sewing is approximately 6 hours a week or on an as needed basis.

WORK DETAIL (IN=Inmate; CS= Offender Sentenced to Community Service)

Category	By	Work	Customer
Government	IN	Maintenance/Setup—Fairgrounds	Puyallup Fair
	IN	Maintenance—Courthouse	Facilities Management
	IN	Maintenance—Litter Pickup	Pierce Co Roads
Jail	IN	Food Service	Pierce Co Corrections
	IN	General Labor	Pierce Co Corrections
	IN	Janitorial	Pierce Co Corrections
	IN	Laundry	Pierce Co Corrections
	IN	Maintenance—Records/archives	Pierce Co Corrections
	IN	Sewing—Inmate Property Bags	Pierce Co Corrections
	IN	Sewing—Inmate Uniform Repair	Pierce Co Corrections
	IN	Staffing—Commissary	Pierce Co Corrections
	IN	Staffing—Library	Pierce Co Corrections
	IN	Truck Load/Unload	Pierce Co Corrections

Correctional Facility—primarily housing adults serving terms not exceeding one year for punishment, correction and rehabilitation follow conviction of a criminal offense. Consecutive sentences may lead to more than one year incarceration.



2002 Offender Work Report

Puyallup Police Department

Average Daily Population: 35

If checked, data estimated.

LABOR HOURS	Work in Jails		Work for Government		Work for Not-for-Profit Organizations	
	Average Workers	Total Hours	Average Workers	Total Hours	Average Workers	Total Hours

Inmate Labor	4	11,680				
Community Service Labor						
Subtotal	4	11,680				

VALUE OF HOURS @ \$6.90 per hour	Offsetting Costs of Incarceration		Reducing Tax Burden		Contributing to Community	
		\$80,592		\$0		\$0

TOTAL HOURS	11,680	TOTAL VALUE	\$80,592
--------------------	---------------	--------------------	-----------------

WORK DETAIL (IN=Inmate; CS= Offender Sentenced to Community Service)

Category	By	Work	Customer
Jail	IN	Food Service	Jail
	IN	Janitorial	Jail
	IN	Laundry	Jail
	IN	Maintenance—Facilities	Jail

Correctional Facility—primarily housing adults serving terms not exceeding one year for punishment, correction and rehabilitation following conviction of a criminal offense. Consecutive sentences may lead to more than one year incarceration.



2002 Offender Work Report

Puyallup Tribe

Average Daily Population: **5**

If checked, data estimated.

LABOR HOURS	Work in Jails		Work for Government		Work for Not-for-Profit Organizations	
	Average Workers	Total Hours	Average Workers	Total Hours	Average Workers	Total Hours

Inmate Labor	1	960				
Community Service Labor						
Subtotal	1	960				

VALUE OF HOURS @ \$6.90 per hour	Offsetting Costs of Incarceration		Reducing Tax Burden		Contributing to Community	
		\$6,624		\$0		\$0

TOTAL HOURS	960	TOTAL VALUE	\$6,624
--------------------	------------	--------------------	----------------

WORK DETAIL (IN=Inmate; CS= Offender Sentenced to Community Service)

Category	By	Work	Customer
Jail	IN	General Labor	
	IN	Janitorial	
	IN	Landscaping	
	IN	Laundry	
	IN	Maintenance—Facilities	
	IN	Maintenance—Litter Pickup	
	IN	Maintenance—Outdoor	
	IN	Natural Resources—Weed Control	

Correctional Facility—primarily housing adults serving terms not exceeding one year for punishment, correction and rehabilitation follow conviction of a criminal offense. Consecutive sentences may lead to more than one year incarceration.



2002 Offender Work Report

Renton Police Department

Average Daily Population: 50

If checked, data estimated.

LABOR HOURS	Work in Jails		Work for Government		Work for Not-for-Profit Organizations	
	Average Workers	Total Hours	Average Workers	Total Hours	Average Workers	Total Hours

Inmate Labor	2	5,760				
Community Service Labor						
Subtotal	2	5,760				

VALUE OF HOURS @ \$6.90 per hour	Offsetting Costs of Incarceration		Reducing Tax Burden		Contributing to Community	
		\$39,744		\$0		\$0

TOTAL HOURS	5,760	TOTAL VALUE	\$39,744
--------------------	--------------	--------------------	-----------------

WORK DETAIL (IN=Inmate; CS= Offender Sentenced to Community Service)

Category	By	Work	Customer
Jail	IN	Food Service	Jail
	IN	Janitorial	Jail
	IN	Laundry	Jail

Holding Facility—primarily used for the temporary housing of adult persons charged with a criminal offense prior to trial or sentencing and for temporary housing during and after trial and/or sentencing, but in no instance exceeding thirty days.



2002 Offender Work Report

San Juan County Jail

Average Daily Population: **6**

If checked, data estimated.

LABOR HOURS	Work in Jails		Work for Government		Work for Not-for-Profit Organizations	
	Average Workers	Total Hours	Average Workers	Total Hours	Average Workers	Total Hours


Inmate Labor			7	3,351		7	3,351
Community Service Labor							
Subtotal			7	3,351		7	3,351

VALUE OF HOURS @ \$6.90 per hour	Offsetting Costs of Incarceration	Reducing Tax Burden	Contributing to Community
	\$0	\$23,122	\$23,122

TOTAL HOURS	6,702	TOTAL VALUE	\$46,244
--------------------	--------------	--------------------	-----------------

WORK DETAIL (IN=Inmate; CS= Offender Sentenced to Community Service)

Category	By	Work	Customer
Community	IN	General Labor	Food Bank
	IN	Landscaping	Animal Shelter, Head Start, Historical Museum
	IN	Maintenance/Setup—Playing Field	Parks & Recreation
	IN	Maintenance—Courthouse	San Juan Co
	IN	Maintenance—Museum	San Juan Historical Museum
	IN	Maintenance—Other	Head Start
	IN	Maintenance—Trail	Port of Friday Harbor
Government	IN	Building Refurbishment	San Juan Co Public Works
	IN	General Labor	San Juan Co Fairgrounds
	IN	Maintenance/Setup—Fairgrounds	San Juan Co
	IN	Maintenance—Building	San Juan Co
	IN	Maintenance—Grounds	Moran St Park, Odin Co Park, San Juan Co
	IN	Maintenance—Litter Pickup	WA State Dept of Ecology
	IN	Maintenance—Parks	Moran St Park, Odin Co Park, San Juan Co
	IN	Maintenance—Trail	State & Co Parks, Port of Friday Harbor
	IN	Natural Resources—Weed Control	Noxious Weed Board
	IN	Recycling—General	San Juan Co
	IN	Services—Firewood	San Juan Co Parks, Senior Services, WA State Parks
	IN	Services—Snow Removal	San Juan Co
	IN	Services—Vehicle Washing/Detailing	San Juan Co



2002 Offender Work Report

Skagit County Jail

Average Daily Population: 188

If checked, data estimated.

LABOR HOURS	Work in Jails		Work for Government		Work for Not-for-Profit Organizations	
	Average Workers	Total Hours	Average Workers	Total Hours	Average Workers	Total Hours

Inmate Labor	13	47,580		12	22,770		1	1,440
Community Service Labor								
Subtotal	13	47,580		12	22,770		1	1,440


VALUE OF HOURS @ \$6.90 per hour	Offsetting Costs of Incarceration		Reducing Tax Burden		Contributing to Community	
		\$328,302		\$157,113		\$9,936

TOTAL HOURS	71,790	TOTAL VALUE	\$495,351
--------------------	---------------	--------------------	------------------

WORK DETAIL (IN=Inmate; CS= Offender Sentenced to Community Service)

Category	By	Work	Customer
Government	IN	Janitorial	Courthouse, County playfields
	IN	Maintenance/Setup—Fairgrounds	
	IN	Maintenance/Setup—Playing Field	
	IN	Maintenance—Courthouse	
	IN	Maintenance—Facilities	Courthouse
	IN	Maintenance—Litter Pickup	County, Public Access locations
	IN	Maintenance—Parks	
	IN	Services—Fire Department Assistance	
	IN	Services—Vehicle Washing/Detailing	
	IN	Staffing—Library	
	Jail	IN	Food Service
IN		Janitorial	Jail

Correctional Facility—primarily housing adults serving terms not exceeding one year for punishment, correction and rehabilitation following conviction of a criminal offense. Consecutive sentences may lead to more than one year incarceration.



2002 Offender Work Report

Skamania County Jail

Average Daily Population: 30

If checked, data estimated.

LABOR HOURS	Work in Jails		Work for Government		Work for Not-for-Profit Organizations	
	Average Workers	Total Hours	Average Workers	Total Hours	Average Workers	Total Hours

Inmate Labor	4	10,144				
Community Service Labor						
Subtotal	4	10,144				

VALUE OF HOURS @ \$6.90 per hour	Offsetting Costs of Incarceration		Reducing Tax Burden		Contributing to Community	
	Average Workers	Total Hours	Average Workers	Total Hours	Average Workers	Total Hours
		\$69,994		\$0		\$0

TOTAL HOURS	10,144	TOTAL VALUE	\$69,994
--------------------	---------------	--------------------	-----------------

WORK DETAIL (IN=Inmate; CS= Offender Sentenced to Community Service)

Category	By	Work	Customer
Community	IN	Maintenance—Litter Pickup	Community Litter Cleanup
Government	IN	Other	Illegal dump site clean up

Correctional Facility—primarily housing adults serving terms not exceeding one year for punishment, correction and rehabilitation following conviction of a criminal offense. Consecutive sentences may lead to more than one year incarceration.



2002 Offender Work Report

Snohomish County Corrections

Average Daily Population: 985

If checked, data estimated.

LABOR HOURS	Work in Jails		Work for Government		Work for Not-for-Profit Organizations	
	Average Workers	Total Hours	Average Workers	Total Hours	Average Workers	Total Hours

Inmate Labor	54	172,734		92	153,500	
Community Service Labor						
Subtotal	54	172,734		92	153,500	

VALUE OF HOURS @ \$6.90 per hour	Offsetting Costs of Incarceration		Reducing Tax Burden		Contributing to Community	
		\$1,191,865		\$1,059,150		\$0

TOTAL HOURS	326,234	TOTAL VALUE	\$2,251,015
--------------------	----------------	--------------------	--------------------

no community restitution labor

WORK DETAIL (IN=Inmate; CS= Offender Sentenced to Community Service)

Category	By	Work	Customer	
Government	IN	General Labor	County and City Agencies	
	IN	Landscaping	Snohomish Co Gardener	
	IN	Maintenance/Setup—Fairgrounds	Evergreen Fairgrounds	
	IN	Maintenance—Building	Snohomish Co Facilities Maintenance	
	IN	Maintenance—Litter Pickup	City of Snohomish Road Crews	
	IN	Maintenance—Other	Various County Agencies	
	IN	Maintenance—Parks	Snohomish Co Parks Dept/City of Snohomish	
	IN	Maintenance—Records/archives	Snohomish County Records Management	
	IN	Maintenance—Trail	Snohomish County Parks Dept	
	IN	Other	Salmon Habitat Restoration	
	IN	Recycling—General	Snohomish County Solid Waste	
	IN	Services—Snow Removal	Snohomish Co Facilities Maintenance	
	IN	Services—Vehicle Washing/Detailing	Snohomish Co Fleet Management	
	Jail	IN	Food Service	Snohomish Co Corrections
		IN	General Labor	Snohomish Co Corrections
IN		Janitorial	Snohomish Co Corrections	
IN		Landscaping	Snohomish Co Corrections	
IN		Laundry	Snohomish Co Corrections	
IN		Maintenance—Building	Snohomish County Corrections	

Correctional Facility—primarily housing adults serving terms not exceeding one year for punishment, correction and rehabilitation follow conviction of a criminal offense. Consecutive sentences may lead to more than one year incarceration.



2002 Offender Work Report

Snohomish County Corrections

Average Daily Population: 985

If checked, data estimated.

WORK DETAIL (IN=Inmate; CS= Offender Sentenced to Community Service)

Category	By	Work	Customer
	IN	Maintenance—Litter Pickup	Snohomish County Corrections
	IN	Sewing—Inmate Uniform Repair	Snohomish Co Corrections
	IN	Sewing—Other	Snohomish Co Corrections (mattress repair)
	IN	Staffing—Infirmary	Snohomish Co Corrections
	IN	Staffing—Library	Snohomish Co Corrections
	IN	Truck Load/Unload	Snohomish Co Corrections

Correctional Facility—primarily housing adults serving terms not exceeding one year for punishment, correction and rehabilitation following conviction of a criminal offense. Consecutive sentences may lead to more than one year incarceration.



2002 Offender Work Report

Spokane County Geiger Corrections

Average Daily Population: 535

If checked, data estimated.

LABOR HOURS	Work in Jails		Work for Government		Work for Not-for-Profit Organizations	
	Average Workers	Total Hours	Average Workers	Total Hours	Average Workers	Total Hours

Inmate Labor	91	140,701		86	79,876	
Community Service Labor						
Subtotal	91	140,701		86	79,876	


VALUE OF HOURS @ \$6.90 per hour	Offsetting Costs of Incarceration		Reducing Tax Burden		Contributing to Community	
		\$970,837		\$551,144		\$0

TOTAL HOURS	220,577	TOTAL VALUE	\$1,521,981
--------------------	----------------	--------------------	--------------------

WORK DETAIL (IN=Inmate; CS= Offender Sentenced to Community Service)

Category	By	Work	Customer
Community	IN	Services—Graffiti Removal	Spokane Downtown
	IN	Services—Snow Removal	Spokane Downtown
Government	IN	Maintenance/Setup—Fairgrounds	Spokane Co
	IN	Maintenance—Grounds	Spokane Co Courthouse
	IN	Maintenance—Litter Pickup	City of Spokane, Spokane Co & Spokane Airport
	IN	Maintenance—Other	Dept of Ecology, Hazard waste contamination clean up
	IN	Maintenance—Parks	City of Spokane
	IN	Maintenance—Road	Spokane City & County
	IN	Maintenance—Vehicle	Sheriff's Dept
	IN	Natural Resources—Brush Removal	Spokane Co Public Works
	IN	Natural Resources-Erosion/Flood Control	Spokane Co Public Works
	IN	Recycling—General	City of Spokane
	IN	Services—Snow Removal	Spokane Public Works
	IN	Staffing—Event	Spokane Co Fairgrounds
	Jail	IN	Building Refurbishment
IN		Food Service	Geiger Corrections Center
IN		General Labor	Geiger Corrections Center
IN		Janitorial	Geiger Corrections Center
IN		Landscaping	Geiger Corrections Center
IN		Laundry	Geiger Corrections Center

Correctional Facility—primarily housing adults serving terms not exceeding one year for punishment, correction and rehabilitation follow conviction of a criminal offense. Consecutive sentences may lead to more than one year incarceration.



2002 Offender Work Report

Spokane County Geiger Corrections

Average Daily Population: 535

If checked, data estimated.

WORK DETAIL (IN=Inmate; CS= Offender Sentenced to Community Service)

Category	By	Work	Customer
	IN	Maintenance—Building	Geiger Corrections Center
	IN	Services—Vehicle Washing/Detailing	Geiger Corrections Center
	IN	Sewing—Inmate Uniform Repair	Geiger Corrections Center
	IN	Staffing—Barber	Geiger Corrections Center
	IN	Staffing—Commissary	Geiger Corrections Center

Correctional Facility—primarily housing adults serving terms not exceeding one year for punishment, correction and rehabilitation following conviction of a criminal offense. Consecutive sentences may lead to more than one year incarceration.



2002 Offender Work Report

Spokane County Jail

Average Daily Population: 641

If checked, data estimated.

LABOR HOURS	Work in Jails		Work for Government		Work for Not-for-Profit Organizations	
	Average Workers	Total Hours	Average Workers	Total Hours	Average Workers	Total Hours

Inmate Labor	52	123,370				
Community Service Labor						
Subtotal	52	123,370				

VALUE OF HOURS @ \$6.90 per hour	Offsetting Costs of Incarceration		Reducing Tax Burden		Contributing to Community	
		\$851,253		\$0		\$0

TOTAL HOURS	123,370	TOTAL VALUE	\$851,253
--------------------	----------------	--------------------	------------------

No task list provided.



2002 Offender Work Report

Stevens County Jail

Average Daily Population: 42

If checked, data estimated.

LABOR HOURS	Work in Jails		Work for Government		Work for Not-for-Profit Organizations	
	Average Workers	Total Hours	Average Workers	Total Hours	Average Workers	Total Hours

Inmate Labor	4	11,520				
Community Service Labor						
Subtotal	4	11,520				

VALUE OF HOURS @ \$6.90 per hour	Offsetting Costs of Incarceration		Reducing Tax Burden		Contributing to Community	
		\$79,488		\$0		\$0

TOTAL HOURS	11,520	TOTAL VALUE	\$79,488
--------------------	---------------	--------------------	-----------------

WORK DETAIL (IN=Inmate; CS= Offender Sentenced to Community Service)

Category	By	Work	Customer
Jail	IN	Food Service	Jail
	IN	Janitorial	Jail
	IN	Laundry	Jail

Correctional Facility—primarily housing adults serving terms not exceeding one year for punishment, correction and rehabilitation follow conviction of a criminal offense. Consecutive sentences may lead to more than one year incarceration.



2002 Offender Work Report

Sunnyside Police Department

Average Daily Population: 60

If checked, data estimated.

LABOR HOURS	Work in Jails		Work for Government		Work for Not-for-Profit Organizations	
	Average Workers	Total Hours	Average Workers	Total Hours	Average Workers	Total Hours

Inmate Labor	7	34,061		2	5,072	
Community Service Labor						
Subtotal	7	34,061		2	5,072	

VALUE OF HOURS @ \$6.90 per hour	Offsetting Costs of Incarceration		Reducing Tax Burden		Contributing to Community	
		\$235,021		\$34,997		\$0

TOTAL HOURS	39,133	TOTAL VALUE	\$270,018
--------------------	---------------	--------------------	------------------

WORK DETAIL (IN=Inmate; CS= Offender Sentenced to Community Service)

Category	By	Work	Customer
Government	IN	Maintenance—Grounds	City & Schools
	IN	Maintenance—Litter Pickup	City & Schools
	IN	Maintenance—Parks	City Parks
Jail	IN	Food Service	
	IN	Laundry	
	IN	Maintenance—Grounds	

Correctional Facility—primarily housing adults serving terms not exceeding one year for punishment, correction and rehabilitation follow conviction of a criminal offense. Consecutive sentences may lead to more than one year incarceration.



2002 Offender Work Report

Thurston County Corrections

Average Daily Population: 462

If checked, data estimated.

LABOR HOURS	Work in Jails		Work for Government		Work for Not-for-Profit Organizations	
	Average Workers	Total Hours	Average Workers	Total Hours	Average Workers	Total Hours

Inmate Labor	50	146,000		12	33,920						
Community Service Labor											
Subtotal	50	146,000		12	33,920						352

VALUE OF HOURS @ \$6.90 per hour	Offsetting Costs of Incarceration		Reducing Tax Burden		Contributing to Community	
		\$1,007,400		\$234,048		\$2,429

TOTAL HOURS	180,272	TOTAL VALUE	\$1,243,877
--------------------	----------------	--------------------	--------------------

WORK DETAIL (IN=Inmate; CS= Offender Sentenced to Community Service)

Category	By	Work	Customer	
Community	IN	General Labor	Horse Trail, Food Bank, Special Olympics	
	Government	IN	General Labor	Lakefair
Government	IN	General Labor	Various Co Departments	
	IN	Maintenance/Setup—Fairgrounds	Thurston County	
	IN	Maintenance—Grounds	Parks & Recreation, Yelm & Tenino School Dist, Facilities Repair	
	IN	Maintenance—Litter Pickup	Thurston County	
	IN	Maintenance—Other	Records	
	IN	Natural Resources—Weed Control	County Weed Board	
	IN	Services—Vehicle Washing/Detailing	Thurston County Sheriff's Dept	
	IN	Staffing—Animal Care	Animal Control	
	Jail	IN	Food Service	Jail
		IN	Janitorial	Jail
IN		Laundry	Jail	

Correctional Facility—primarily housing adults serving terms not exceeding one year for punishment, correction and rehabilitation follow conviction of a criminal offense. Consecutive sentences may lead to more than one year incarceration.



2002 Offender Work Report

Toppenish Police Department

Average Daily Population: 21

If checked, data estimated.

LABOR HOURS	Work in Jails		Work for Government		Work for Not-for-Profit Organizations	
	Average Workers	Total Hours	Average Workers	Total Hours	Average Workers	Total Hours

Inmate Labor	5	4,700	2	110	1	224
Community Service Labor						
Subtotal	5	4,700	2	110	1	224

VALUE OF HOURS @ \$6.90 per hour	Offsetting Costs of Incarceration		Reducing Tax Burden		Contributing to Community	
		\$32,430		\$759		\$1,546

TOTAL HOURS	5,034	TOTAL VALUE	\$34,735
--------------------	--------------	--------------------	-----------------

No task list provided.

Holding Facility—primarily used for the temporary housing of adult persons charged with a criminal offense prior to trial or sentencing and for temporary housing during and after trial and/or sentencing, but in no instance exceeding thirty days.



2002 Offender Work Report

Wahkiakum County Jail

Average Daily Population: 9

If checked, data estimated.

LABOR HOURS	Work in Jails		Work for Government		Work for Not-for-Profit Organizations	
	Average Workers	Total Hours	Average Workers	Total Hours	Average Workers	Total Hours

Inmate Labor	2	4,336		2	1,726	
Community Service Labor						
Subtotal	2	4,336		2	1,726	

VALUE OF HOURS @ \$6.90 per hour	Offsetting Costs of Incarceration		Reducing Tax Burden		Contributing to Community	
		\$29,918		\$11,909		\$0

TOTAL HOURS	6,062	TOTAL VALUE	\$41,828
--------------------	--------------	--------------------	-----------------

WORK DETAIL (IN=Inmate; CS= Offender Sentenced to Community Service)

Category	By	Work	Customer	
Government	IN	General Labor	Wahkiakum County	
	IN	Landscaping	Wahkiakum County, Cathlamet	
	IN	Maintenance/Setup—Fairgrounds	Wahkiakum County	
	IN	Maintenance—Courthouse	Wahkiakum County	
	IN	Maintenance—Grounds	Wahkiakum County	
	IN	Maintenance—Litter Pickup	Wahkiakum County, Dept of Transportation, Cathlamet	
	IN	Maintenance—Records/archives	Wahkiakum County Courthouse	
	IN	Recycling—General	Wahkiakum County	
	IN	Services—Vehicle Washing/Detailing	Wahkiakum County	
	IN	Staffing—Holiday Setup	Wahkiakum County Sheriff's Office	
	IN	Truck Load/Unload	Wahkiakum County	
	Jail	IN	Food Service	Wahkiakum County
		IN	General Labor	Wahkiakum County
IN		Janitorial	Wahkiakum County	
IN		Laundry	Wahkiakum County	
IN		Recycling—General	Wahkiakum County	
IN		Services—Vehicle Washing/Detailing	Wahkiakum County	

Correctional Facility—primarily housing adults serving terms not exceeding one year for punishment, correction and rehabilitation follow conviction of a criminal offense. Consecutive sentences may lead to more than one year incarceration.



2002 Offender Work Report

Walla Walla County Jail

Average Daily Population: 92

If checked, data estimated.

LABOR HOURS	Work in Jails		Work for Government		Work for Not-for-Profit Organizations	
	Average Workers	Total Hours	Average Workers	Total Hours	Average Workers	Total Hours

Inmate Labor	6	21,600		6	9,393		6	2,343
Community Service Labor								
Subtotal	6	21,600		6	9,393		6	2,343

VALUE OF HOURS @ \$6.90 per hour	Offsetting Costs of Incarceration		Reducing Tax Burden		Contributing to Community	
		\$149,040		\$64,808		\$16,163

TOTAL HOURS	33,335	TOTAL VALUE	\$230,012
--------------------	---------------	--------------------	------------------

No task list provided.



2002 Offender Work Report

Wapato Police Department

Average Daily Population: 35

If checked, data estimated.

LABOR HOURS	Work in Jails		Work for Government		Work for Not-for-Profit Organizations	
	Average Workers	Total Hours	Average Workers	Total Hours	Average Workers	Total Hours

Inmate Labor	5	9,600			2	3,840
Community Service Labor						
Subtotal	5	9,600			2	3,840

VALUE OF HOURS @ \$6.90 per hour	Offsetting Costs of Incarceration		Reducing Tax Burden		Contributing to Community	
		\$66,240		\$0		\$26,496

TOTAL HOURS	13,440	TOTAL VALUE	\$92,736
--------------------	---------------	--------------------	-----------------

No task list provided.

Holding Facility—primarily used for the temporary housing of adult persons charged with a criminal offense prior to trial or sentencing and for temporary housing during and after trial and/or sentencing, but in no instance exceeding thirty days.



2002 Offender Work Report

Whatcom County Jail

Average Daily Population: 299

If checked, data estimated.

LABOR HOURS	Work in Jails		Work for Government		Work for Not-for-Profit Organizations	
	Average Workers	Total Hours	Average Workers	Total Hours	Average Workers	Total Hours

Inmate Labor	38	83,220		33	64,542		11	1,088
Community Service Labor								
Subtotal	38	83,220		33	64,542		11	1,088

VALUE OF HOURS @ \$6.90 per hour	Offsetting Costs of Incarceration		Reducing Tax Burden		Contributing to Community	
		\$574,218		\$445,340		\$7,507

TOTAL HOURS	148,850	TOTAL VALUE	\$1,027,065
--------------------	----------------	--------------------	--------------------

ADP number includes main jail, special detention, and work release.

WORK DETAIL (IN=Inmate; CS= Offender Sentenced to Community Service)

Category	By	Work	Customer	
Community Government	IN	Maintenance/Setup—Fairgrounds	NW WA Fair	
	IN	Building Refurbishment	Whatcom County	
	IN	General Labor	Whatcom County	
	IN	Landscaping	Whatcom County	
	IN	Maintenance—Facilities	Whatcom County	
	IN	Maintenance—Grounds	Whatcom County	
	IN	Maintenance—Litter Pickup	Whatcom County, Dept of Transportation	
	IN	Maintenance—Parks	Whatcom County, Bellingham	
	IN	Maintenance—Records/archives	Whatcom County	
	IN	Maintenance—Trail	Whatcom County	
	IN	Services—Graffiti Removal	Bellingham Parks	
	IN	Services—Snow Removal	Whatcom County	
	IN	Services—Vehicle Washing/Detailing	Whatcom County	
	Jail	IN	Building Refurbishment	Whatcom County
		IN	Food Service	Whatcom County
IN		General Labor	Whatcom County	
IN		Janitorial	Whatcom County	
IN		Landscaping	Whatcom County	
IN		Laundry	Whatcom County	

Correctional Facility—primarily housing adults serving terms not exceeding one year for punishment, correction and rehabilitation follow conviction of a criminal offense. Consecutive sentences may lead to more than one year incarceration.



2002 Offender Work Report

Whatcom County Jail


Average Daily Population: 299

If checked, data estimated.

WORK DETAIL (IN=Inmate; CS= Offender Sentenced to Community Service)

Category	By	Work	Customer
IN		Maintenance—Facilities	Whatcom County
IN		Sewing—Inmate Uniform Repair	Whatcom County
IN		Staffing—Commissary	Whatcom County
IN		Truck Load/Unload	Whatcom County

Correctional Facility—primarily housing adults serving terms not exceeding one year for punishment, correction and rehabilitation follow conviction of a criminal offense. Consecutive sentences may lead to more than one year incarceration.



2002 Offender Work Report

Whitman County Corrections

Average Daily Population: 38

If checked, data estimated.

LABOR HOURS	Work in Jails		Work for Government		Work for Not-for-Profit Organizations	
	Average Workers	Total Hours	Average Workers	Total Hours	Average Workers	Total Hours

Inmate Labor	6	11,904		8	9,838		4	2,328
Community Service Labor								
Subtotal	6	11,904		8	9,838		4	2,328


VALUE OF HOURS @ \$6.90 per hour	Offsetting Costs of Incarceration		Reducing Tax Burden		Contributing to Community	
	\$82,138		\$67,882		\$16,063	

TOTAL HOURS	24,070	TOTAL VALUE	\$166,083
--------------------	---------------	--------------------	------------------

WORK DETAIL (IN=Inmate; CS= Offender Sentenced to Community Service)

Category	By	Work	Customer
Community	IN	Food Service	Council on Aging food pickup
	IN	Maintenance—Facilities	Community Action Center- painting
	IN	Staffing—Food Bank	Library
Government	IN	General Labor	Whitman County churches
	IN	General Labor	Whitman County Health Dept
	IN	General Labor	Whitman County Shop
	IN	Janitorial	Colfax City Hall, Police Dept, Fire Dept
	IN	Janitorial	Colfax Schools
	IN	Janitorial	Whitman County Educational Building
	IN	Landscaping	Perkins House
	IN	Landscaping	Whitman County Airport
	IN	Maintenance—Courthouse	Whitman County Courthouse
	IN	Maintenance—Litter Pickup	County highways, roads, parks, etc
	IN	Maintenance—Other	Relay for Life event set up and take down
	IN	Maintenance—Other	Whitman County nursing home
	IN	Maintenance—Parks	Whitman County Parks
	IN	Staffing—Library	
Jail	IN	Food Service	Jail
	IN	Janitorial	Jail
	IN	Laundry	Jail

Correctional Facility—primarily housing adults serving terms not exceeding one year for punishment, correction and rehabilitation follow conviction of a criminal offense. Consecutive sentences may lead to more than one year incarceration.



2002 Offender Work Report

Yakama Nation

Average Daily Population: 33

If checked, data estimated.

LABOR HOURS	Work in Jails		Work for Government		Work for Not-for-Profit Organizations	
	Average Workers	Total Hours	Average Workers	Total Hours	Average Workers	Total Hours

Inmate Labor	5	6,000				
Community Service Labor						
Subtotal	5	6,000				

VALUE OF HOURS @ \$6.90 per hour	Offsetting Costs of Incarceration		Reducing Tax Burden		Contributing to Community	
		\$41,400		\$0		\$0

TOTAL HOURS	6,000	TOTAL VALUE	\$41,400
--------------------	--------------	--------------------	-----------------

WORK DETAIL (IN=Inmate; CS= Offender Sentenced to Community Service)

Category	By	Work	Customer
Jail	IN	General Labor	Yakima Nation
	IN	Janitorial	Yakima Nation
	IN	Landscaping	Yakima Nation
	IN	Laundry	Yakima Nation
	IN	Maintenance—Building	Yakima Nation
	IN	Maintenance—Facilities	Yakima Nation
	IN	Maintenance—Grounds	Yakima Nation
	IN	Maintenance—Litter Pickup	Yakima Nation
	IN	Maintenance—Pistol Range	Yakima Nation
	IN	Maintenance—Vehicle	Yakima Nation
	IN	Natural Resources—Weed Control	Yakima Nation
	IN	Services—Graffiti Removal	Yakima Nation
	IN	Services—Vehicle Washing/Detailing	Yakima Nation

Correctional Facility—primarily housing adults serving terms not exceeding one year for punishment, correction and rehabilitation follow conviction of a criminal offense. Consecutive sentences may lead to more than one year incarceration.



2002 Offender Work Report

Yakima County Corrections

Average Daily Population: 903

If checked, data estimated.

LABOR HOURS	Work in Jails		Work for Government		Work for Not-for-Profit Organizations	
	Average Workers	Total Hours	Average Workers	Total Hours	Average Workers	Total Hours

Inmate Labor	125	171,314		37	55,180		47	43,612
Community Service Labor								
Subtotal	125	171,314		37	55,180		47	43,612

VALUE OF HOURS @ \$6.90 per hour	Offsetting Costs of Incarceration		Reducing Tax Burden		Contributing to Community	
		\$1,182,067		\$380,742		\$300,923

TOTAL HOURS	270,106	TOTAL VALUE	\$1,863,731
--------------------	----------------	--------------------	--------------------

WORK DETAIL (IN=Inmate; CS= Offender Sentenced to Community Service)

Category	By	Work	Customer
Community	IN	Building Refurbishment	Union Gospel Mission
	IN	General Labor	Childrens Camps
	IN	Maintenance/Setup—Fairgrounds	Central WA Fairgrounds
	IN	Maintenance/Setup—Playing Field	Naches Rotary Club (New baseball field)
	IN	Maintenance—Trail	Yakima Greenway
	IN	Sewing—Other	Wishing Star
Government	IN	Building Refurbishment	Sportsman's State Park
	IN	Food Service	County Food Services (juvenile)
	IN	Garden Produce	County Food Services (juvenile)
	IN	Janitorial	County Food Services (juvenile)
	IN	Maintenance—Building	Yakima Co Facility Services
	IN	Maintenance—Courthouse	Yakima Co Facility Services
	IN	Maintenance—Facilities	County Parks
	IN	Maintenance—Golf Course	City of Yakima
	IN	Maintenance—Grounds	Yakima Co Faciity Services
	IN	Maintenance—Litter Pickup	Yakima Co
	IN	Maintenance—Other	City of Yakima, Yakima Co
	IN	Maintenance—Outdoor	City of Yakima, Yakima Co
	IN	Maintenance—Parks	City of Yakima, Yakima Co
	IN	Maintenance—Pistol Range	Yakima Co

Correctional Facility—primarily housing adults serving terms not exceeding one year for punishment, correction and rehabilitation follow conviction of a criminal offense. Consecutive sentences may lead to more than one year incarceration.



2002 Offender Work Report

Yakima County Corrections

Average Daily Population: 903

If checked, data estimated.

WORK DETAIL (IN=Inmate; CS= Offender Sentenced to Community Service)

Category	By	Work	Customer
Government	IN	Maintenance—Records/archives	Yakima Co
	IN	Natural Resources—Brush Removal	Salmon Recovery Board
	IN	Natural Resources—Conservation	Salmon Recovery Board
	IN	Natural Resources—Weed Control	Yakima Co
	IN	Natural Resources-Erosion/Flood Control	Salmon Recovery Board
	IN	Natural Resources-Erosion/Flood Control	Salmon Recovery Board
	IN	Recycling—Appliance	Yakima Co, CLCP Grant (State Dept of Ecology)
	IN	Recycling—General	Yakima Co, CLCP Grant (State Dept of Ecology)
	IN	Services—Fire Department Assistance	Selah, West Valley, Union Gap Fire Depts.
	IN	Services—Graffiti Removal	Yakima Co, City of Yakima
	IN	Services—Snow Removal	Yakima Co, City of Yakima
	IN	Services—Vehicle Washing/Detailing	Yakima Co, City of Union Gap
	IN	Staffing—Senior Center	Yakima Co Meals on Wheels
	Jail	IN	Food Service
IN		Garden Produce	Correctional Facility
IN		Janitorial	Correctional Facility
IN		Landscaping	Correctional Facility
IN		Laundry	Correctional Facility
IN		Maintenance—Building	Correctional Facility
IN		Maintenance—Courthouse	Correctional Facility
IN		Maintenance—Grounds	Correctional Facility
IN		Services—Artwork	Correctional Facility
IN		Sewing—Inmate Uniform Repair	Correctional Facility
IN		Staffing—Barber	Correctional Facility
IN		Staffing—Commissary	Correctional Facility
IN		Staffing—Event	Correctional Facility
IN		Staffing—Holiday Setup	Correctional Facility
IN		Staffing—Lobby	Correctional Facility
IN		Staffing—Office Assistance (general)	Correctional Facility
IN		Truck Load/Unload	Correctional Facility

Correctional Facility—primarily housing adults serving terms not exceeding one year for punishment, correction and rehabilitation follow conviction of a criminal offense. Consecutive sentences may lead to more than one year incarceration.



2002 Offender Work Report

Yakima Police Department

Average Daily Population: 65

If checked, data estimated.

LABOR HOURS	Work in Jails		Work for Government		Work for Not-for-Profit Organizations	
	Average Workers	Total Hours	Average Workers	Total Hours	Average Workers	Total Hours

Inmate Labor	2	5,901		3	8,592		1	269
Community Service Labor								
Subtotal	2	5,901		3	8,592		1	269


VALUE OF HOURS @ \$6.90 per hour	Offsetting Costs of Incarceration		Reducing Tax Burden		Contributing to Community	
	\$40,717		\$59,285		\$1,856	

TOTAL HOURS	14,762	TOTAL VALUE	\$101,858
--------------------	---------------	--------------------	------------------

WORK DETAIL (IN=Inmate; CS= Offender Sentenced to Community Service)

Category	By	Work	Customer
Community	IN	Laundry	Yakima Police Patrolman's Assoc
Government	IN	Building Refurbishment	Police/Legal Center, Probation Bldg
	IN	General Labor	Police/ Legal Center, Probation Bldg
	IN	Janitorial	Police/Legal Center, Probation Bldg
	IN	Maintenance—Building	Police/ Legal Center, Probation Bldg
	IN	Maintenance—Courthouse	Police/ Legal Center, Probation Bldg
	IN	Maintenance—Facilities	Police/ Legal Center, Probation Bldg
	IN	Maintenance—Grounds	Police/ Legal Center, Probation Bldg
	IN	Maintenance—Litter Pickup	Police/ Legal Center, Probation Bldg
	IN	Maintenance—Other	Police Secured Parking
	IN	Maintenance—Outdoor	Police/ Legal Center, Probation Bldg
	IN	Maintenance—Pistol Range	Firing Range
	IN	Maintenance—Vehicle	Yakima Police Dept
	IN	Services—Snow Removal	Police/ Legal Center, Probation Bldg
	IN	Services—Vehicle Washing/Detailing	Yakima Police Dept, City & County Narcotics
	IN	Truck Load/Unload	Police/ Legal Center, Probation Bldg
	IN	Warehousing	Yakima Police Annex
Jail	IN	Building Refurbishment	Yakima City Detention Facility
	IN	Food Service	Yakima City Detention Facility
	IN	General Labor	Yakima City Detention Facility

Correctional Facility—primarily housing adults serving terms not exceeding one year for punishment, correction and rehabilitation follow conviction of a criminal offense. Consecutive sentences may lead to more than one year incarceration.



2002 Offender Work Report

Yakima Police Department

Average Daily Population: 65

If checked, data estimated.

WORK DETAIL (IN=Inmate; CS= Offender Sentenced to Community Service)

Category	By	Work	Customer
	IN	Janitorial	Yakima City Detention Facility
	IN	Laundry	Yakima City Detention Facility
	IN	Maintenance—Building	Yakima City Detention Facility
	IN	Maintenance—Courthouse	Yakima City Detention Facility
	IN	Maintenance—Facilities	Yakima City Detention Facility
	IN	Maintenance—Grounds	Yakima City Detention Facility
	IN	Maintenance—Litter Pickup	Yakima City Detention Facility
	IN	Maintenance—Outdoor	Yakima City Detention Facility
	IN	Services—Snow Removal	Yakima City Detention Facility
	IN	Truck Load/Unload	Yakima City Detention Facility

Correctional Facility—primarily housing adults serving terms not exceeding one year for punishment, correction and rehabilitation follow conviction of a criminal offense. Consecutive sentences may lead to more than one year incarceration.